

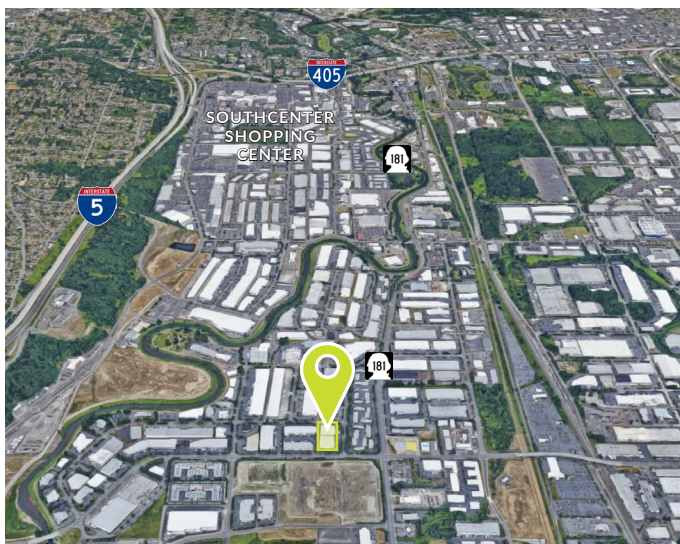
21,985 SF

Industrial Space For Lease



Prologis Park Kent

19437 66th Avenue S
Kent, Washington 98032



LOCATION

- Great access to East Valley Highway and I-5
- Less than 10 miles to SeaTac International Airport

FACILITY

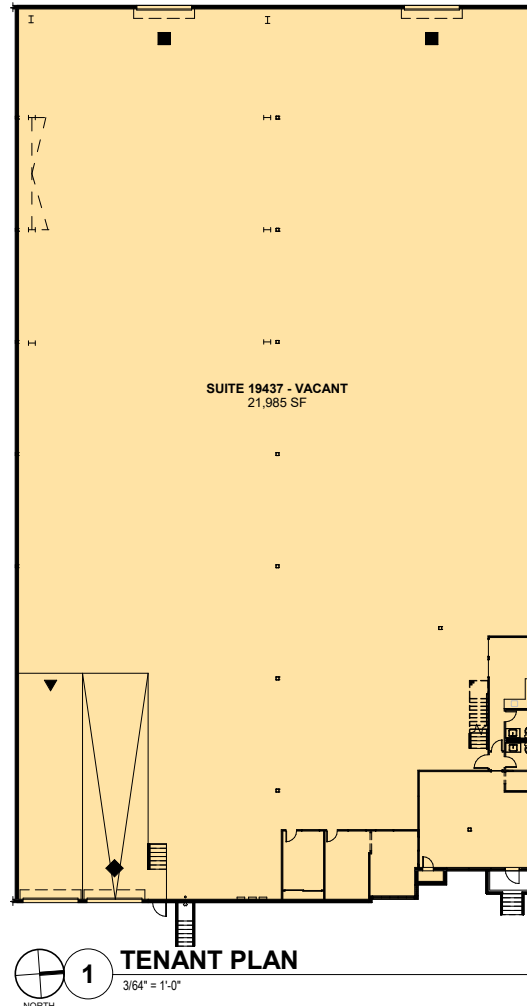
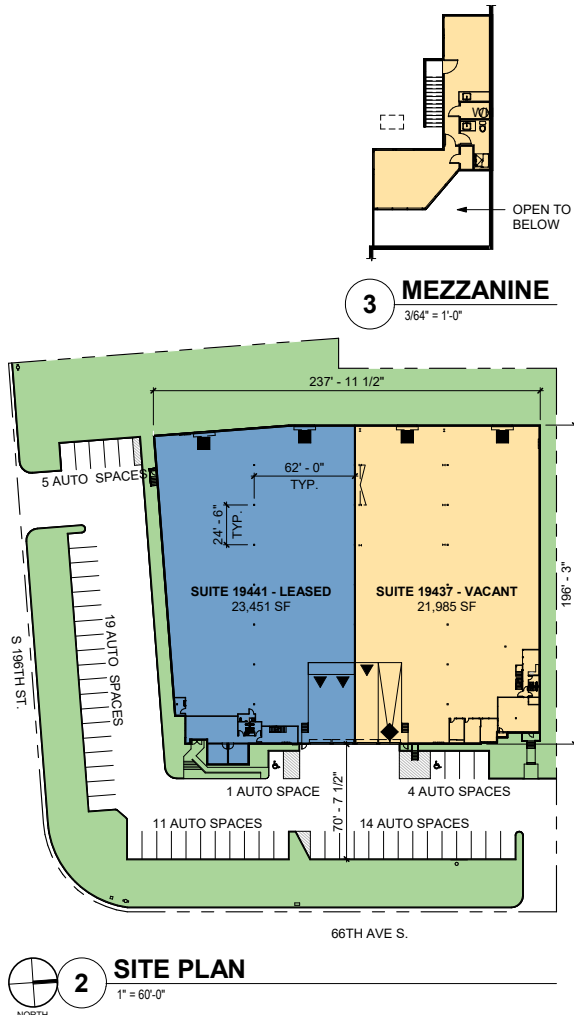
- 21,985 SF total with 1,373 SF of office space
- 24' Clear Height
- 1 Dock High Door
- 1 Grade Level Door
- Available Now
- 400 amp 480/277 volt

ADVANTAGES AND AMENITIES

- North Kent location
- End cap space

21,985 SF

Industrial Space For Lease



- LEGEND:**
- ▲ DOCK POSITION
 - ▤ DOCK POSITION W/ LEVELER
 - △ FUTURE DOCK POSITION
 - ◆ DRIVE-IN DOOR
 - RAIL-LEVEL DOOR
 - LAND
 - LEASED AREA
 - AVAILABLE AREA
 - PLANNED / FUTURE CONSTRUCTION



Newmark Knight Frank

TAYLOR HOFF, SIOR

taylor.hoff@ngkf.com

ph +1 425 362 1388

10900 NE 4th Street, Suite 1430

Bellevue, WA 98004

Newmark Knight Frank

THAD MALLORY, SIOR

thad.mallory@ngkf.com

ph +1 425 362 1410

10900 NE 4th Street, Suite 1430

Bellevue, WA 98004

Newmark Knight Frank

CAM WARREN

cam.warren@ngkf.com

ph +1 425 362 1395

10900 NE 4th Street, Suite 1430

Bellevue, WA 98004

Prologis

LUCCA MERLINO

lmerlino@prologis.com

ph +1 206 414 7621

12720 Gateway Drive, Suite 110

Tukwila, WA 98168