

# 7,389 SF

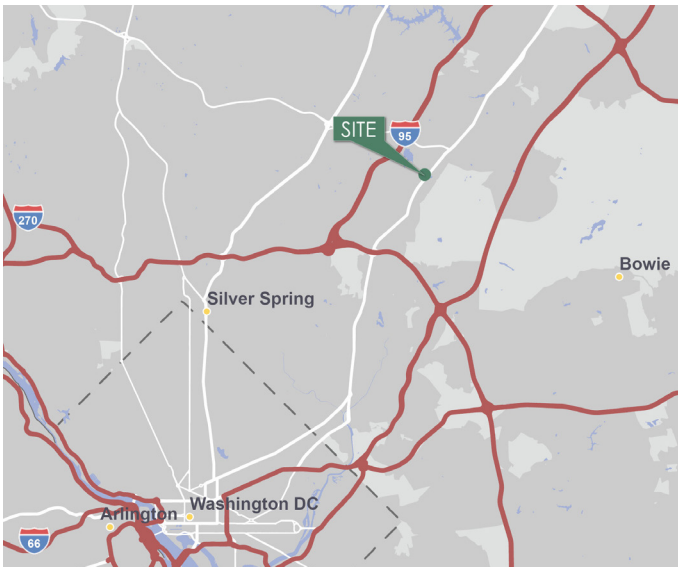
## Flex/Industrial Space For Lease



## Prologis Ammendale Park

11900 BALTIMORE AVENUE

Beltsville, MD 20705 USA



### LOCATION

- Immediate access to the Capital Beltway (I-495), I-95, and the ICC (Route 200)

### FACILITY

- Suite C available - 7,389± SF
- One loading dock, One Ramp
- 37' x 38' column spacing
- 21' clear ceiling height
- 3/1000 SF parking ratio
- 277/480v power

### ADVANTAGES AND AMENITIES








- Ideal location for serving Washington DC and Baltimore markets
- Fast, cost-effective forklift and racking sourcing through Prologis Essentials.

# 7,389 SF

## Flex/Industrial Space For Lease



**LEGEND:**

-  DOCK POSITION
-  DOCK POSITION W/LEVELER
-  FUTURE DOCK POSITION
-  DRIVE-IN DOOR
-  LAND
-  LEASED AREA
-  AVAILABLE AREA



COMMERCIAL REAL ESTATE SERVICES, WORLDWIDE

**NAI Michael**

**Lance Schwarz, SIOR**  
lschwarz@naimichael.com  
ph +1 301 918 2938  
cell +1 301 675 2027  
10100 Business Parkway  
Lanham, MD 20706 USA

**NAI Michael**

**Joe Palermo**  
jpalermo@naimichael.com  
ph +1 301 918 2916  
cell +1 240 417 1787  
10100 Business Parkway  
Lanham, MD 20706 USA

**NAI Michael**

**Peter Burleigh**  
pburleigh@naimichael.com  
ph +1 301 918 2938  
cell +1 410 212 4303  
10100 Business Parkway  
Lanham, MD 20706 USA

**Prologis**

**Todd Summerfield**  
tsummerfield@prologis.com  
ph +1 410 715 7220  
cell +1 410 441 1145  
6711 Columbia Gateway Drive  
Suite 130  
Columbia, MD 21046 USA