

# Up to 14,434 SF

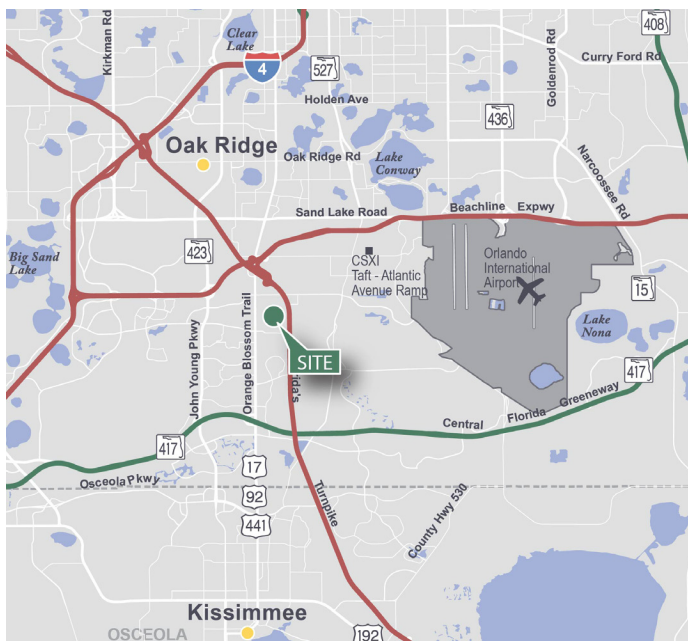
Industrial Space For Lease



## Prologis Cypress Park



9550 Satellite Boulevard  
Orlando, FL 32837 USA



### LOCATION

- Immediate access to the Beachline Expressway (SR 528), Florida's Turnpike and Orange Blossom Trail (US 441)
- Easy access to John Young Parkway, Sand Lake Road, Interstate 4 (I-4) and Orlando International Airport

### FACILITY

- 70,520 SF building
- Rear loading
- 19' clear height
- 120' building depth
- 40' x 42' column spacing (typical)
- 93' truck court
- 1.50 / 1,000 SF parking

### SUITE 140

- 7,000 SF available
- 2,824 SF of office
- Two dock doors

### SUITE 160

- 14,434 SF available
- 1,324 SF of office
- Three dock doors
- One drive-in door
- LED lighting in office and warehouse

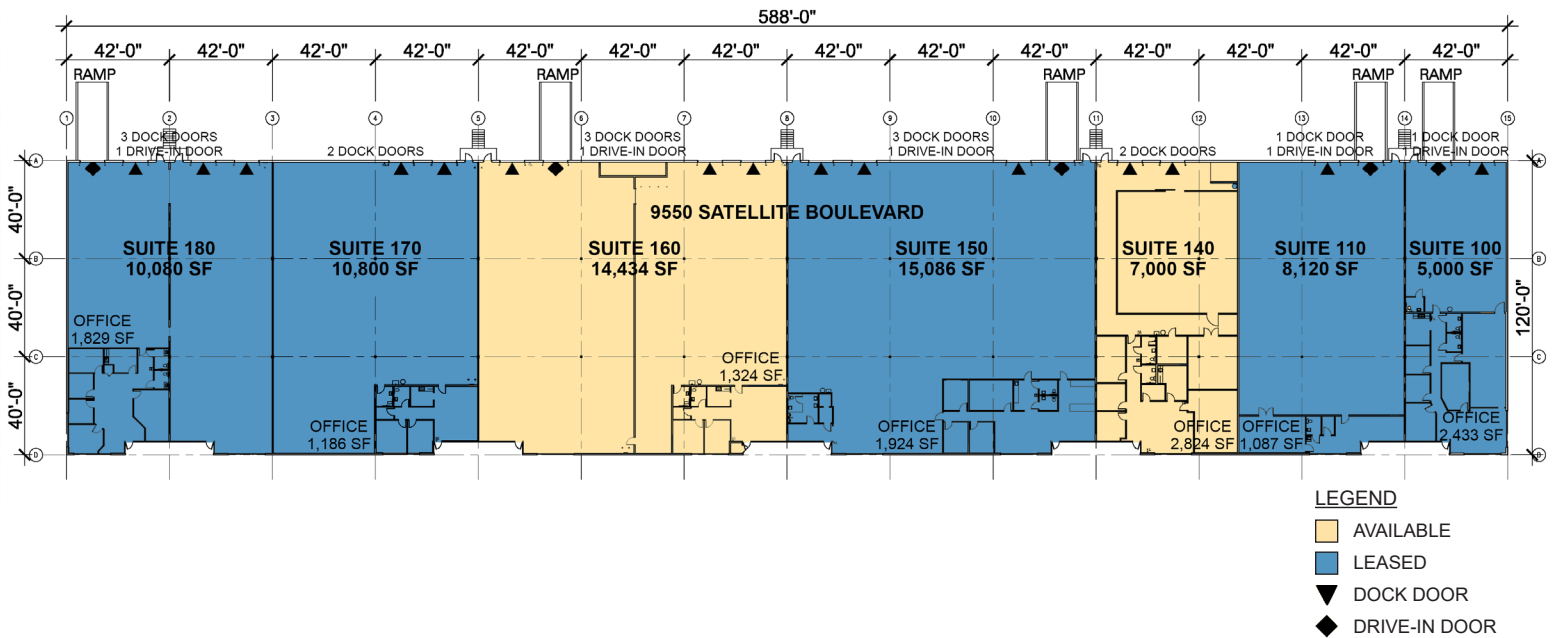
**Your single-source service for efficient move-in and operations: [prologisessentials.com](http://prologisessentials.com)**

# Up to 14,434 SF

Industrial Space For Lease



## Prologis Cypress Park



### Jones Lang LaSalle

Bobby Isola, SIOR, CCIM  
Bobby.Isola@jll.com  
+1 407.930.1804 phone  
250 S. Orange Avenue, Suite 700  
Orlando, FL 32801 USA

### Jones Lang LaSalle

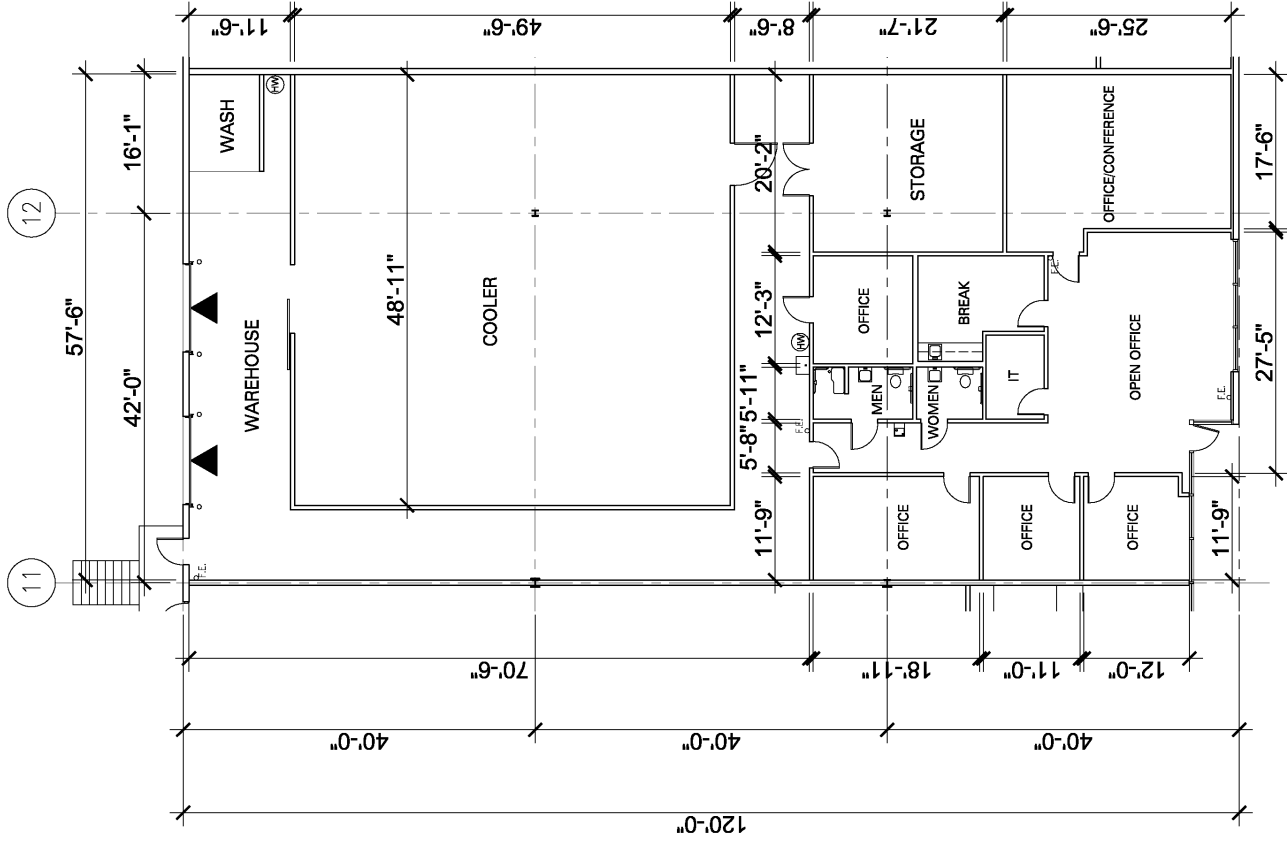
Kristin Bailey  
Kristin.Bailey@jll.com  
+1 407.930.7103 phone  
250 S. Orange Avenue, Suite 700  
Orlando, FL 32801 USA



Prologis Cypress Park  
9550 Satellite Boulevard, Suite 140  
Orlando, FL 32837 USA

OFFICE: 2,824 SF  
WAREHOUSE: 4,176 SF  
TOTAL: 7,000 SF

DOCK DOORS: 2





Prologis Cypress Park  
9550 Satellite Boulevard, Suite 160  
Orlando, FL 32837 USA

OFFICE: 1,324 SF  
WAREHOUSE: 13,110 SF  
TOTAL: 14,434 SF

DOCK DOORS: 3

DRIVE-IN DOOR: 1

