

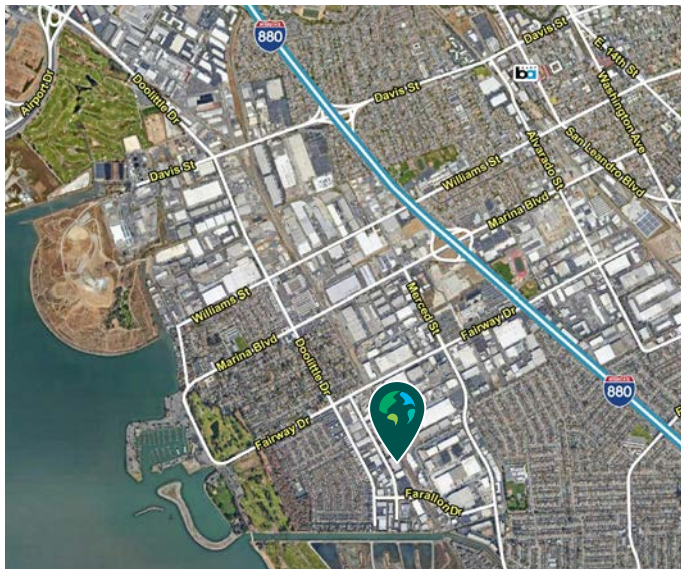
# 30,780 SF

## Warehouse Space For Lease



## Catalina Business Park

14390 Catalina Street  
San Leandro, CA 94577 USA



### LOCATION

- Close proximity to Oakland International Airport and the Port of Oakland, with easy access to Interstate 880.

### FACILITY

- ±30,780 SF Warehouse
- ±1,934 SF Office
- ±20-22' Clear Height
- 6 Dock-High Doors
- 3 Grade Level Doors
- 1,000 Amps, 277/480 Volts Power
- Sprinklered
- Gated/Paved Yard
- Call Broker for Rate & Touring Instructions
- Available Now

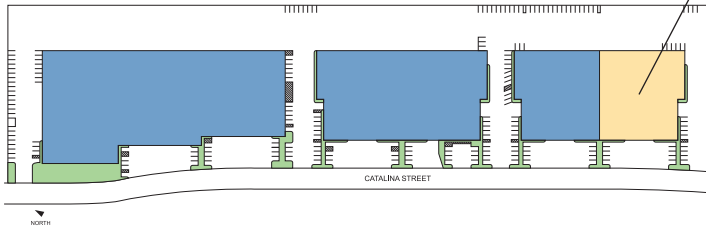
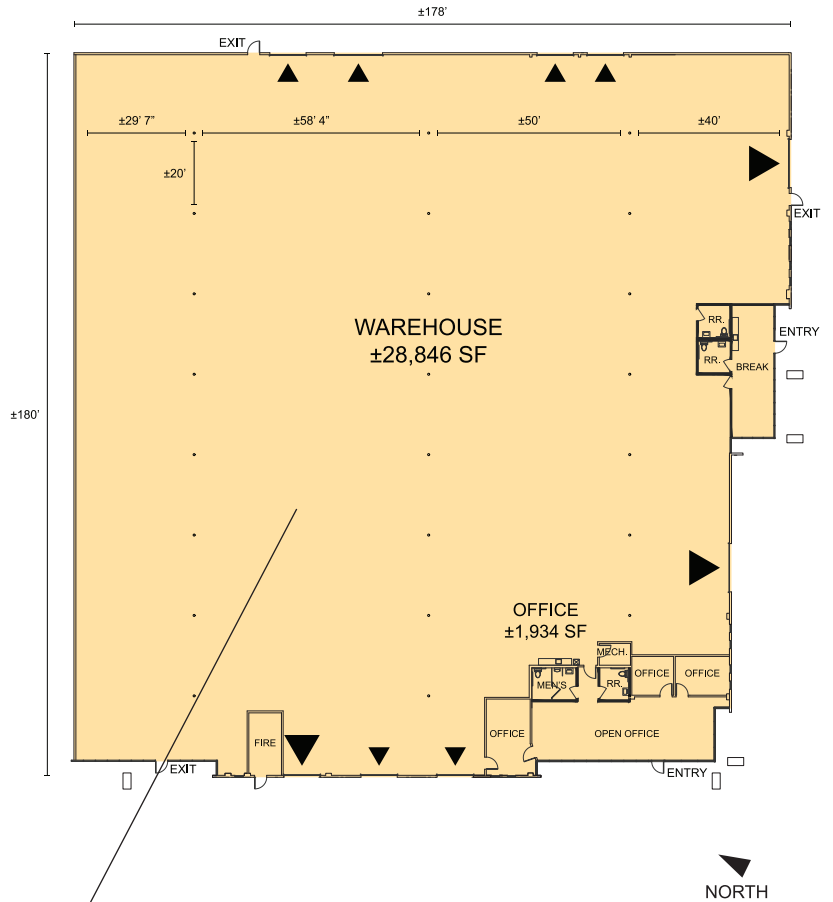
# 30,780 SF

## Warehouse Space For Lease



14390 CATALINA STREET  
SAN LEANDRO  
±30,780 SF

- AVAILABLE
- LEASED
- BACKGROUND LAND
- DOCK DOOR
- DRIVE-IN DOOR
- NORTH



**KBC Advisors**  
Tom Damaschino  
tom.damaschino@kbcadvisors.com  
cell +1 510 599 1189  
312 Clay Street, Suite 180  
Oakland, CA 94607 USA  
DRE License# 01261227



**KBC Advisors**  
Sam Higgins, SIOR  
sam.higgins@kbcadvisors.com  
cell +1 415 987 8798  
312 Clay Street, Suite 180  
Oakland, CA 94607 USA  
DRE License# 01329023



**Prologis**  
Bob Bisnette  
rbisnett@prologis.com  
ph +1 510 661 4011  
3353 Gateway Boulevard  
Fremont, CA 94538 USA  
DRE License# 01474433