

28,727 SF Available



# Jennifer Distribution Center | 13009 SE Jennifer St, Clackamas, OR 97015



## HIGHLIGHTS

- Total Shell: ± 28,727 SF
- Total Office: ± 1,250 SF
- Grade Loading: 1 Door
- Dock Loading: 6 Doors
- Clear Height: 26'
- Construction: Tilt-up Concrete
- Sprinkler: ESFR
- Roof: Insulated
- Building Depth: 230'
- Column Spacing: 50' x 45'
- Call for Rates

**Cara Nolan, SIOR**  
Senior Vice President  
+1 503 221 4840  
cara.nolan@cbre.com

**Caitlin Knecht**  
Associate  
+1 503 221 4847  
caitlin.knecht@cbre.com

**Stuart Skaug, SIOR**  
Executive Vice President  
+1 503.221.4822  
stuart.skaug@cbre.com

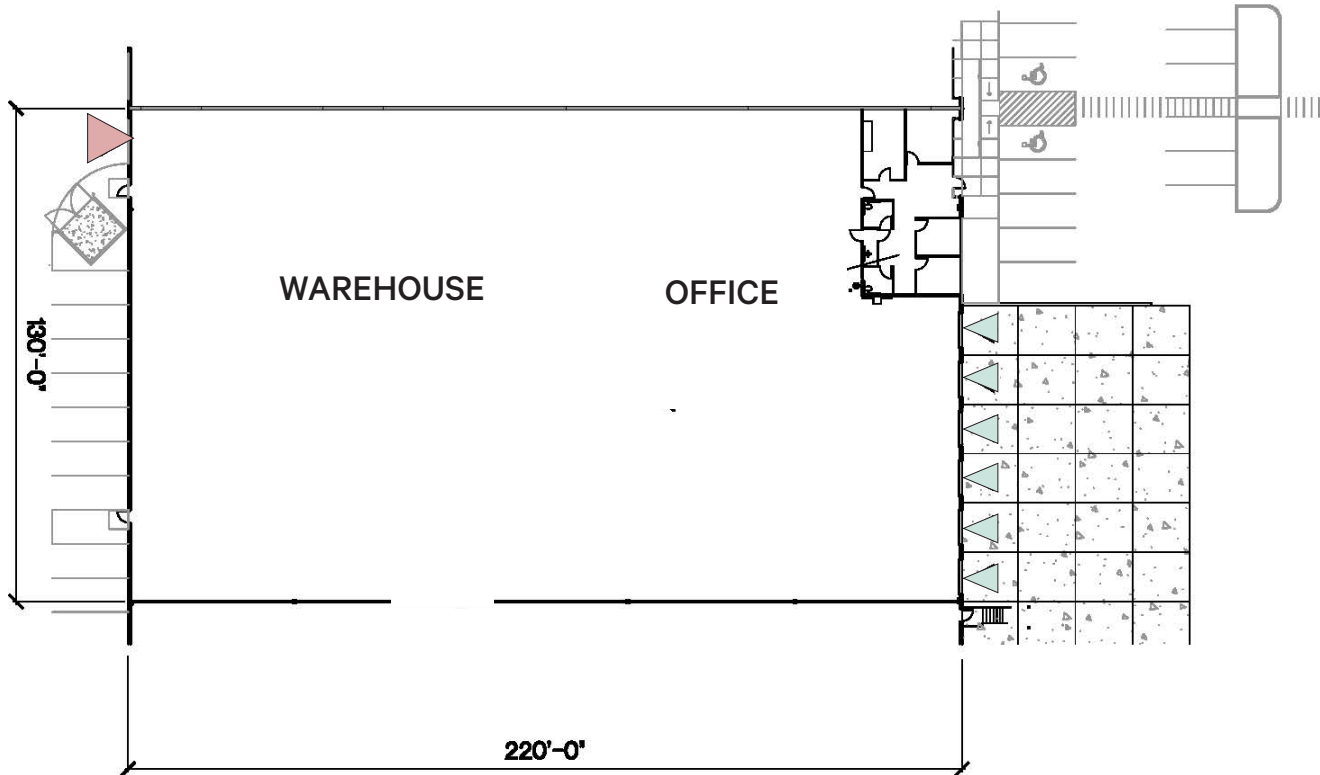
**Sean Colletta, CCIM**  
Vice President  
+1 503.276.7373  
scolletta@prologis.com





28,727 SF Available



Jennifer Distribution Center | 13009 SE Jennifer St, Clackamas, OR 97015



-  DOCK - HIGH OVERHEAD DOOR
-  DRIVE - IN OVERHEAD DOOR

**Cara Nolan, SIOR**  
Senior Vice President  
+1 503 221 4840  
cara.nolan@cbre.com

**Caitlin Knecht**  
Associate  
+1 503 221 4847  
caitlin.knecht@cbre.com

**Stuart Skaug, SIOR**  
Executive Vice President  
+1 503.221.4822  
stuart.skaug@cbre.com

**Sean Colletta, CCIM**  
Vice President  
+1 503.276.7373  
scolletta@prologis.com

