

Prologis Park Willebroek DC2

Available from May 1, 2026

Belgium





Highway
2 km



Airport
25 km



Barge terminal
4 km / 0 km



Sea port
25 km



Clear Height
10.25 m



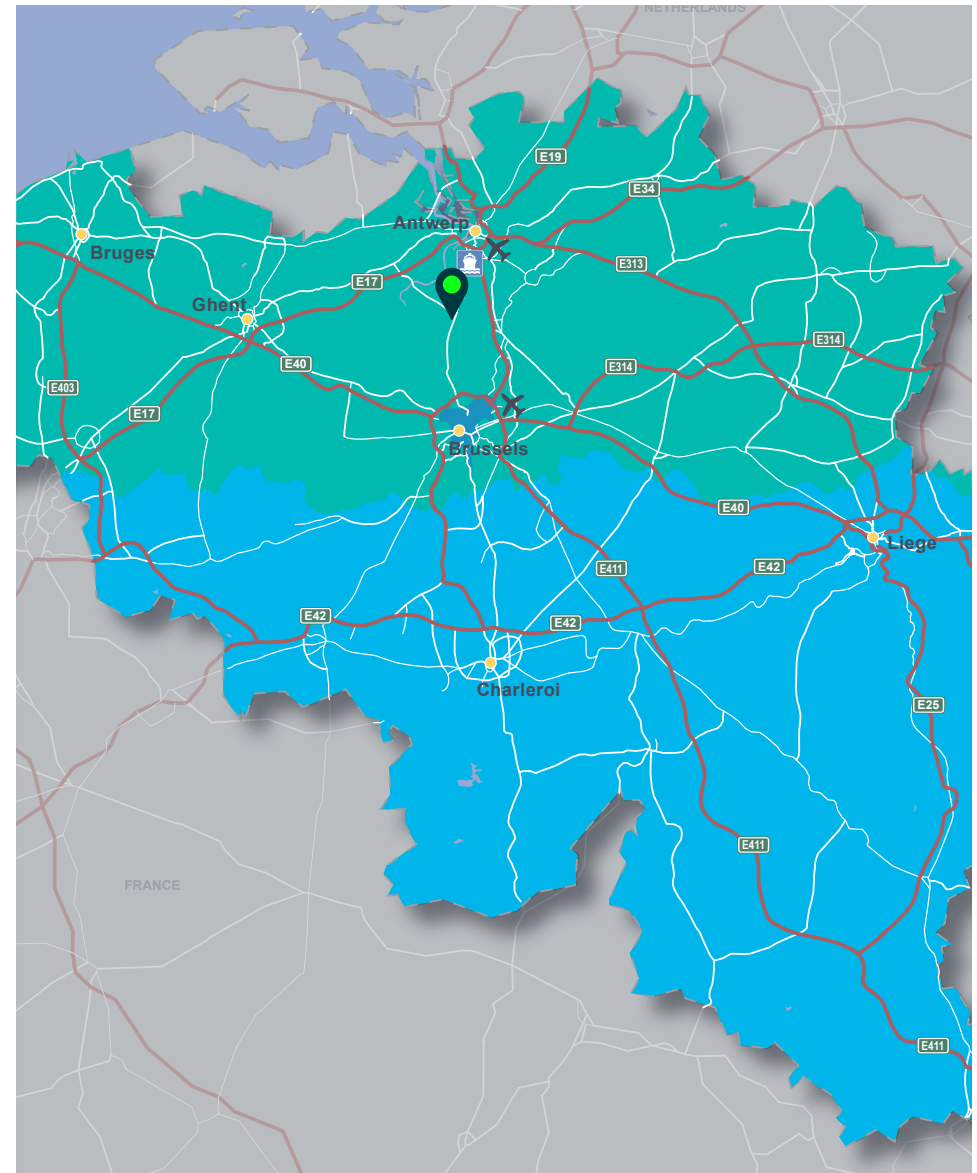
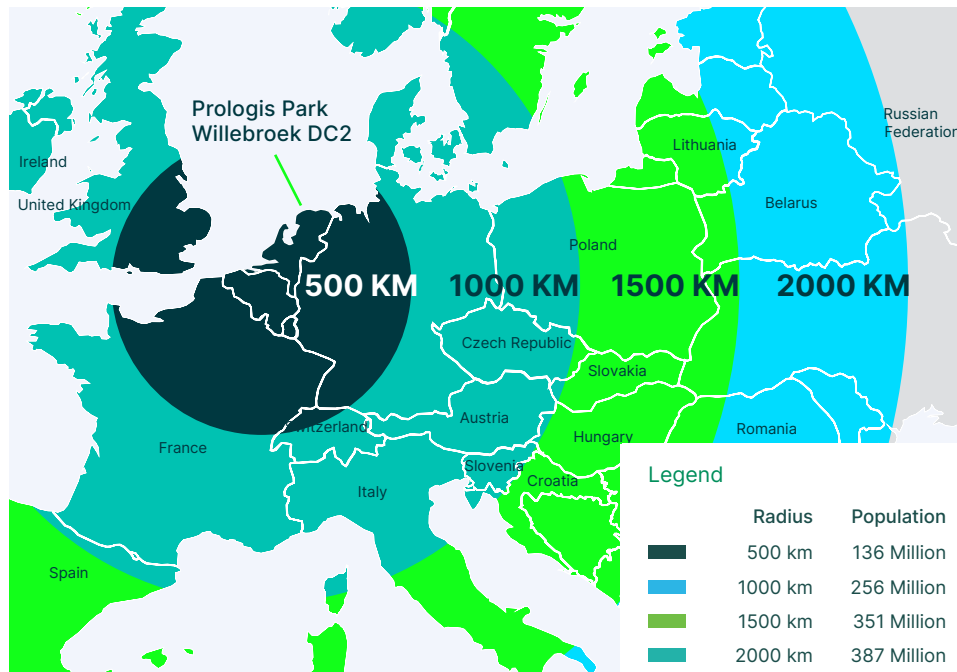
Floor Load Warehouse
40 kgN/sqm

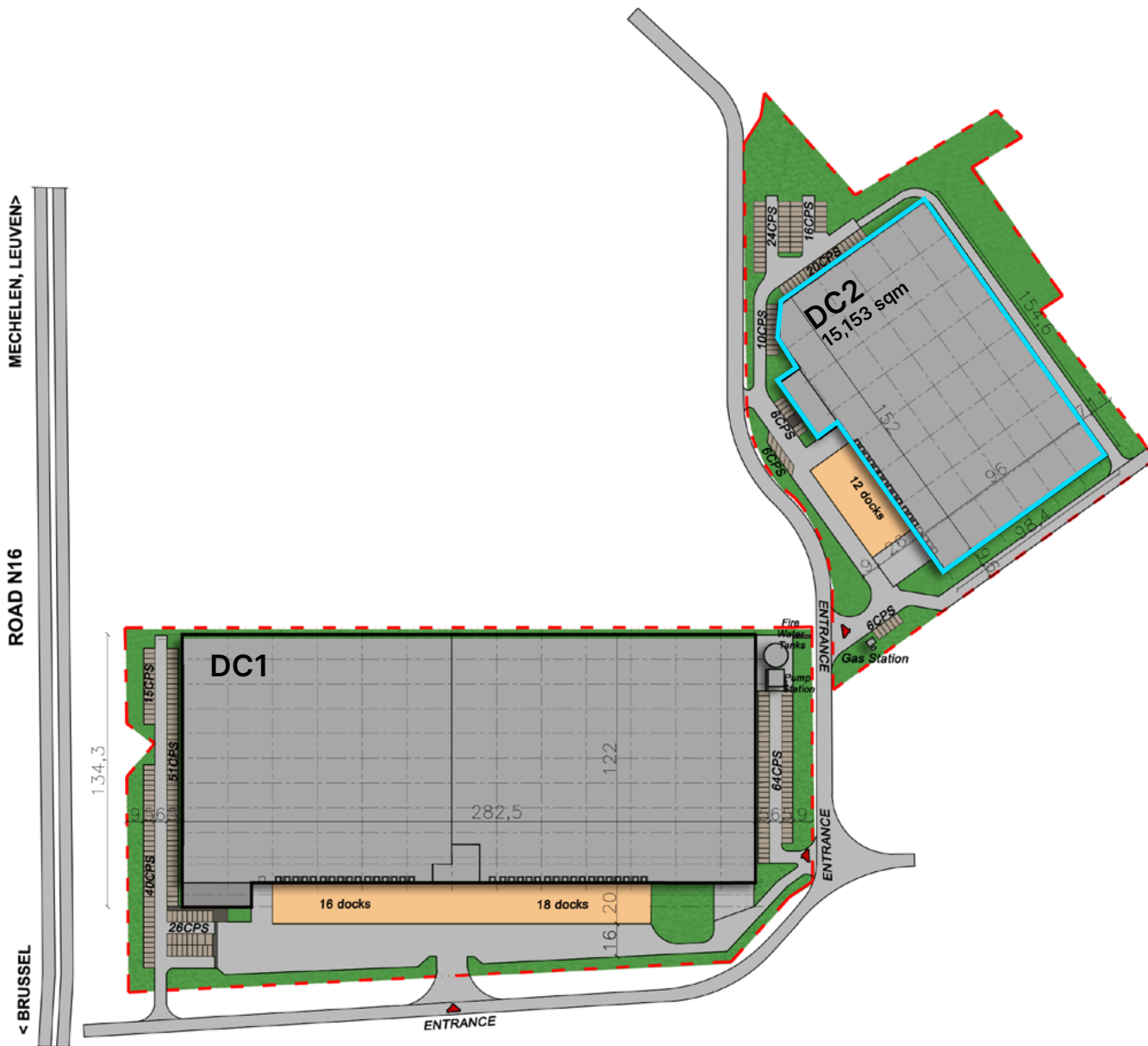
Location

The site is located directly at the Sea Canal Antwerp-Brussels, connecting the Port of Antwerp with the city of Brussels and all the industrial parks in between. Benefitting from excellent transport links and surrounding infrastructure, Willebroek is located in the middle of the Belgium Logistics Corridor, between Antwerp and Brussels.

Within the close proximity to the main ports of Antwerp and Rotterdam and the major European consumer markets in France and Germany, this region is recognised as one of Europe's most strategic hubs for supply chain and distribution activities.

Given it's excellent location, logistics activity in Willebroek is already well established. National and international organisations are already operating in the direct surrounding.





Prologis Park Willebroek DC2

Warehouse	15,153 sqm
Office/Social Area	770 sqm
TOTAL	15,923 sqm
Total Ground Area	34,398 sqm
Parking	56

Specifications

Building description

Warehouse:

- Clear Height: 10.25 m.
- Column Grid: 12.2 m x 22.1 m.
- Fire alarm system: EFSR K14. FM.Dock doors:
 - 12 dock doors (3.00 × 3.00m).
- Overhead doors:
 - 2 access door (3.00 × 3.00m),
 - 2 access door (3.47 × 4.49m),
 - 1 access door (4.00 × 4.50m).

Outside area:

- Car parking: 56.
- Truck court: 34 m (incl. pit).
- Fencing: 2 m height, steel bar front.
- Bicycle shed: available.
- Paving: concrete / tarmac.
- Entrance/ gate:
 - 1 entrance gate (sliding gate),
 - 1 exit gate (sliding gate).

Office:

- Airco: available.
- Heating: available.
- Sanitary facilities: available.
- Kitchenette: not applicable.
- Sprinkler: available.
- Lightning: new LED Lighting incl. motion detection.
- Utilities:
 - Gas: available,
 - Water: available,
 - Electricity: available, 630 kVA.

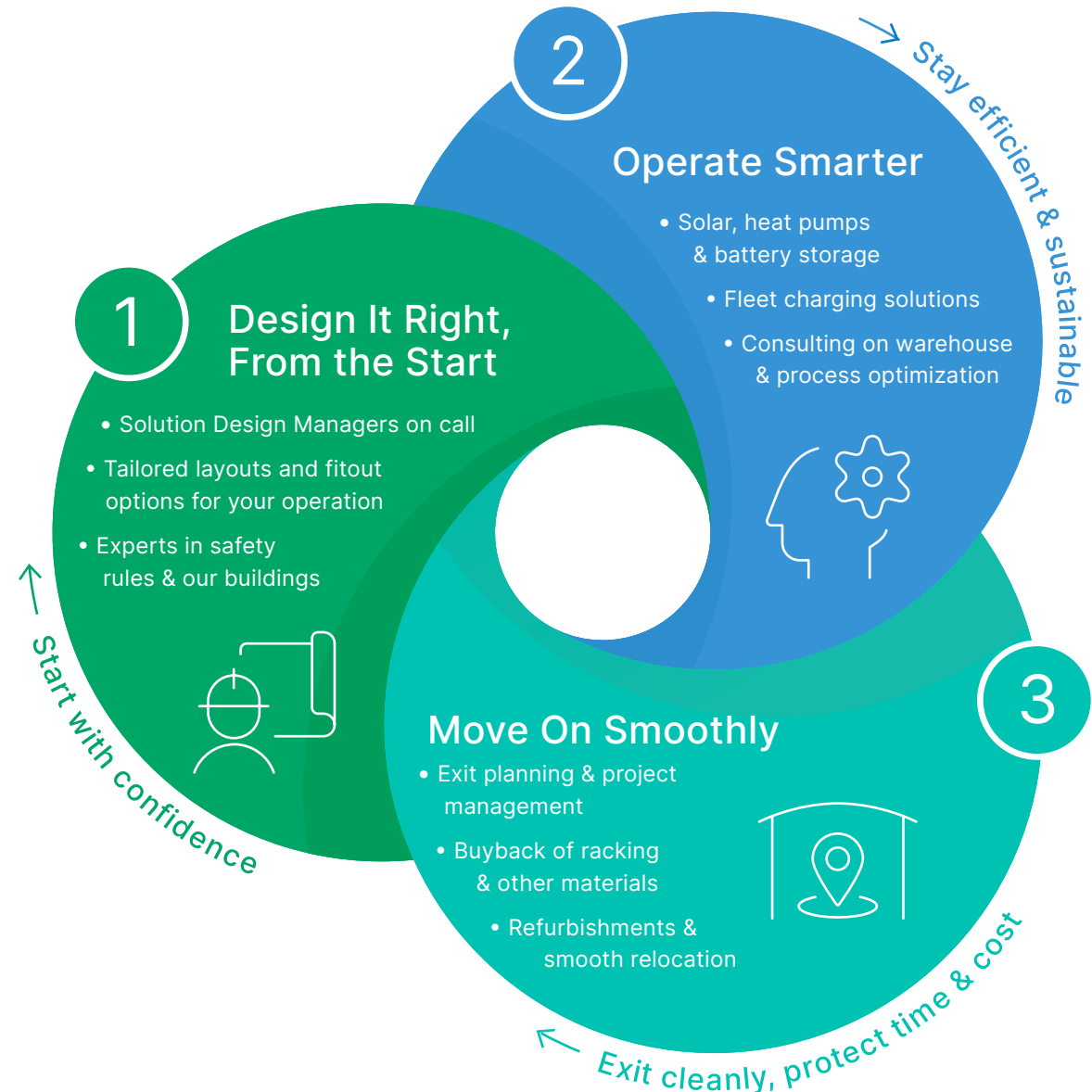


Your Journey, Powered by Prologis Essentials

Before you move in, Prologis Essentials gives you a confident start. Our experts work with you to design the right layout, source and implement your fit-out, and provide cost clarity — so your warehouse is ready to perform from day one. And we stay with you to optimise operations and help you get the most from your space.

Why It Matters

- **Operational Expertise:**
Tailored layout and intralogistics advice, grounded in real experience.
- **Regulatory Know-How:**
Fire regulations and permitting managed across markets and countries.
- **Cost Transparency:**
A clear view of your options - upfront, phased, or included in rent, with no surprises.



Contact

Gina Helmold

VP, Head of Capital Deployment
& Leasing, Benelux

ghelmold@prologis.com
+31 20 655 1916

Prologis Benelux

Jan Van Rijswijcklaan 162 verd. 7
2020, Antwerpen Belgium

www.prologis.be

No warranties or representations, expressed or implied, are made as to the accuracy or completeness of the information contained herein. All sizes are approximate. Prologis makes no commitment to update the information contained herein, and may make changes to these materials at any time without notice.

www.prologis.nl

