

# Prologis Park Moerdijk DC5

Available from May 1, 2026

The Netherlands





#### Highway

A17 - 3 km  
A16 - 13 km



#### Airport

Rotterdam - 49 km  
Eindhoven - 81 km  
Amsterdam - 105 km  
Brussel - 112 km



#### Barge terminal

1 km



#### Clear Height

11.6 m

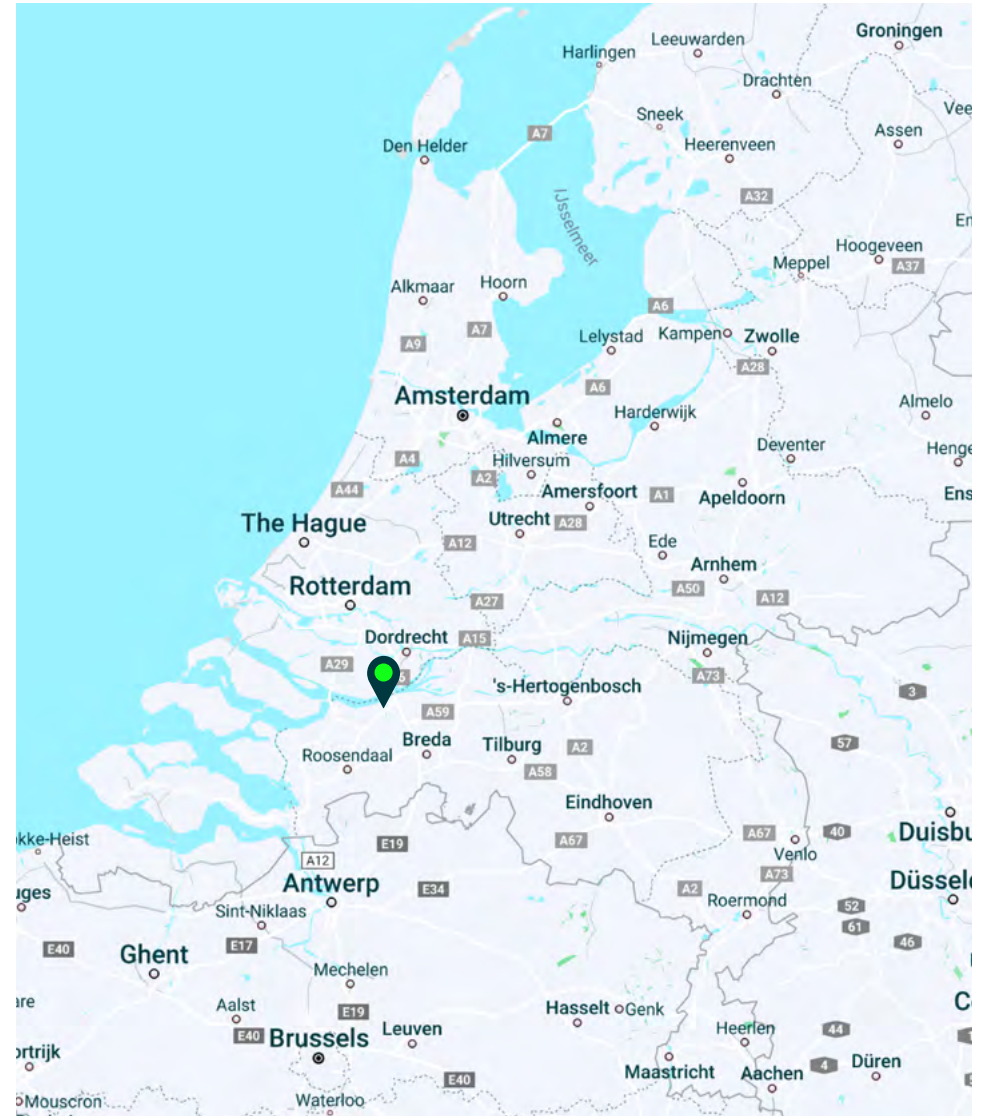
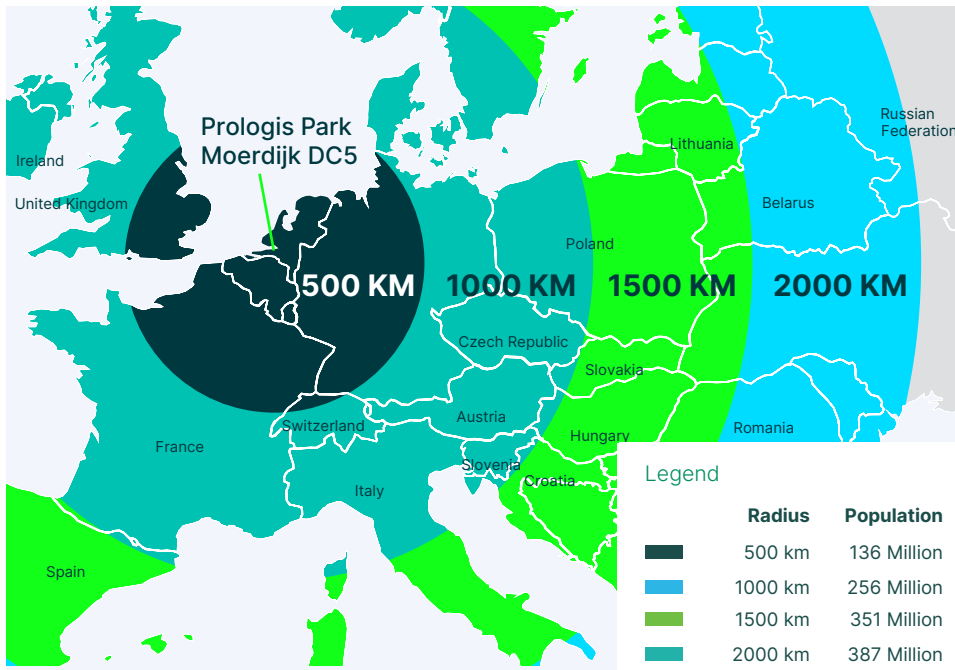


#### Floor Load Warehouse

30 kN/sqm

# Location

Prologis Park Moerdijk DC5 is strategically located on the Tradeboulevard in Moerdijk and is part of the Moerdijk industrial area. Moerdijk is located between the seaports of Rotterdam and Antwerp and has multimodal facilities by land, rail and water. The business park is characterized by a diversity of activities in both production, trade and logistics spheres. Moerdijk DC5 is located less than two minutes from the entrance and exit to and from the A17 (Roosendaal – Moerdijk), from where the A16 (Antwerp – Rotterdam) is easily accessible.





# Specifications

## Building description

### General:

- Building depth: app. 152 m.
- Building length: app. 296 m.
- Column space depth: app. 5.5 m.
- Column space length: app. 26.6 m.
- Year of construction: 2002.

### Warehouse:

- Clear height warehouse: app. 11.6 m.
- Floor load warehouse: 35 kN/sqm.
- Floor load mezzanine: 8 kN/ sqm.
- Transformer amount: 1600 kVA.
- Contracted capacity\*: 646 kW.
- Warehouse lighting: LED.
- Heater warehouse: direct-fired gas heater.
- Utilities:
  - Gas;
  - Water;
  - Electricity.
- Sprinkler system type: ESFR.
- Sprinkler system K value: 25.

### Office:

- Floor load office: 4 kN /sqm.
- Office lighting: LED.
- Heater office: CV.
- Airco office: Airco split unit.

### Outside area:

- Car and truck parking:
  - Car parking: 233 pcs;
  - Truck parking: 72 pcs.
- Bicycle shed.
- Front truck court depth: app. 27 m.
- Site security: Fully fenced, hight approx. 2 m.
- Exterior lighting: LED.
- Dock doors: 48 pcs.
- Dock levellers: 48 pcs.
- Ground level door: 5 pcs.

Contracted Capacity\* **646 kW**

Our Prologis Park Moerdijk DC5 offers high contracted power availability, making it the ideal base for power-reliant industrial and logistics activities - ready to support your operations today and as they expand.

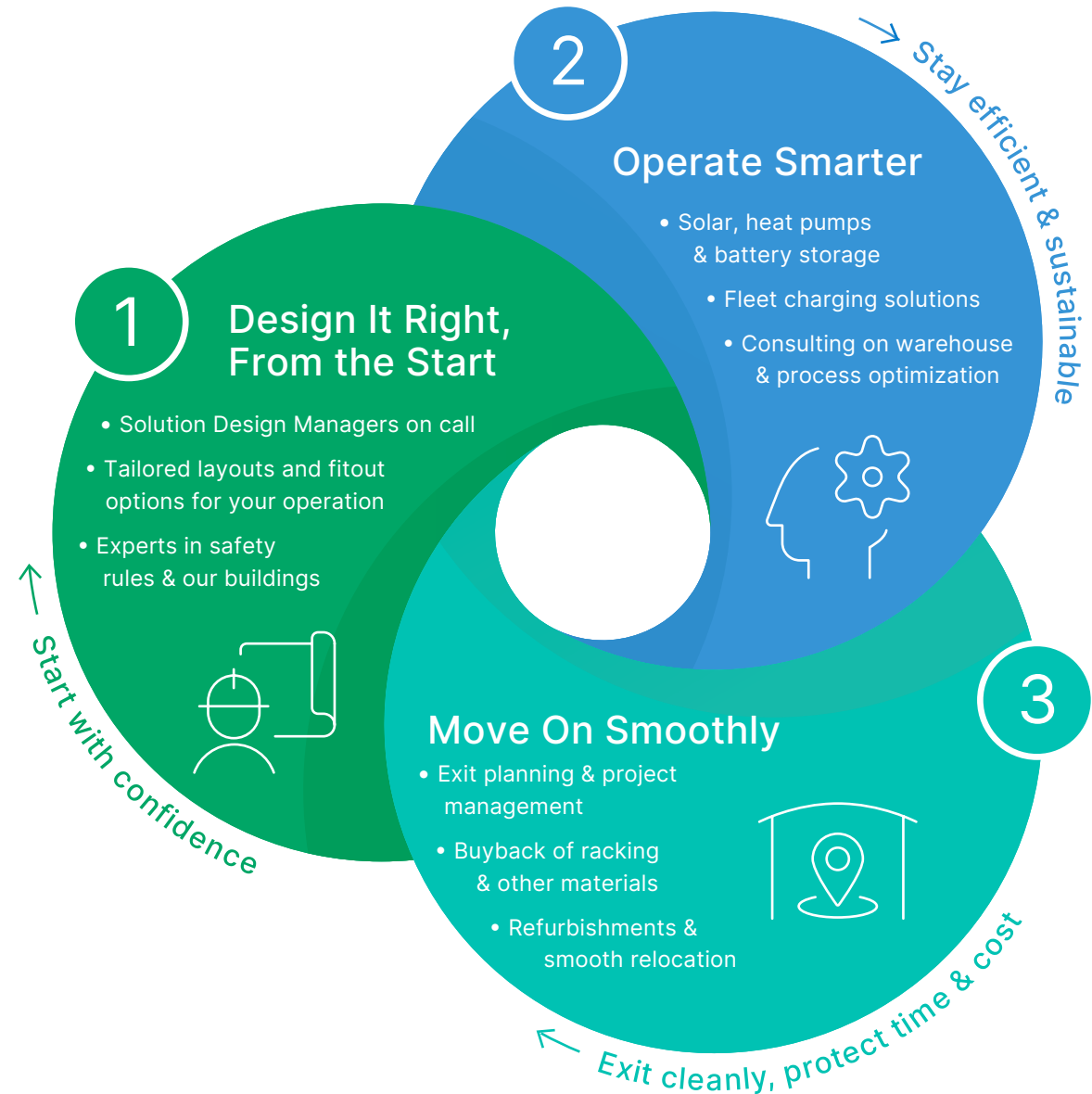
\* Contract in the name of current lessee.

# Your Journey, Powered by Prologis Essentials

Before you move in, Prologis Essentials gives you a confident start. Our experts work with you to design the right layout, source and implement your fit-out, and provide cost clarity — so your warehouse is ready to perform from day one. And we stay with you to optimise operations and help you get the most from your space.

## Why It Matters

- **Operational Expertise:** Tailored layout and intralogistics advice, grounded in real experience.
- **Regulatory Know-How:** Fire regulations and permitting managed across markets and countries.
- **Cost Transparency:** A clear view of your options - upfront, phased, or included in rent, with no surprises.



# Contact

**Bart Konings**  
Director, Leasing  
bkonings@prologis.com

## Prologis Benelux

Symphony Offices  
Gustav Mahlerplein 17-21  
1082 MS Amsterdam, The Netherlands  
+ 31 (0)20 655 19 24  
www.prologis.nl

## Brokers



**De Lobel & Partners**  
info@delobelpartners.nl  
+31 076 206 1006



**Cushman & Wakefield**  
eindhoven@cushwake.com  
+31 040 212 5125

No warranties or representations, expressed or implied, are made as to the accuracy or completeness of the information contained herein. All sizes are approximate. Prologis makes no commitment to update the information contained herein, and may make changes to these materials at any time without notice.

www.prologis.nl

