

# 40,500 SF

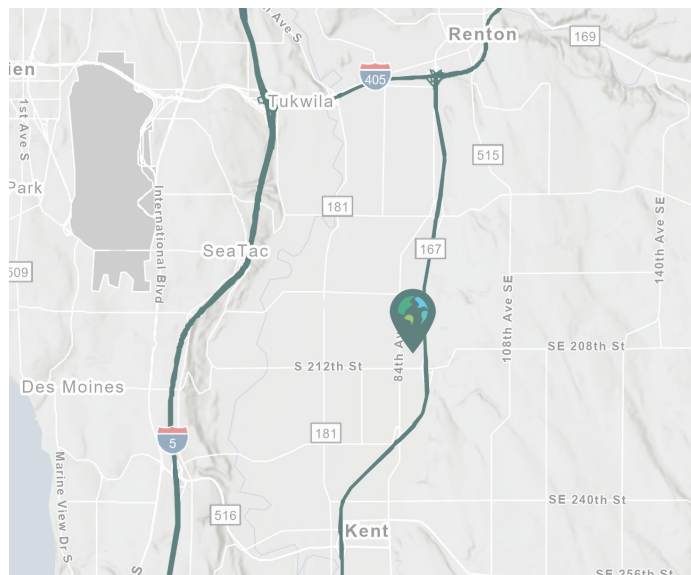
Industrial Space For Lease



## Northwest Corporate Park - Kent 19



8610 S 212th St  
Kent, WA 98032 USA



### LOCATION

- 50-yard line location
- Great access to Hwy 167, I-5, and I-405

### FACILITY

- 40,500 SF shell
- 1,483 SF office planned
- 4 DH doors
- 1 GL doors (oversized 16' x 17')
- 22' Clear height
- 60' x 25' typical column spacing
- Rail served
- Available August 1, 2024
- Fast, cost-effective forklift and racking sourcing through Prologis Essentials

Your single-source service for efficient move-in and operations: [prologisessentials.com](https://www.prologisessentials.com)

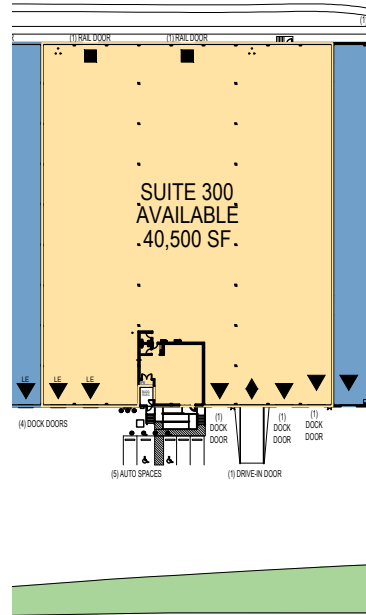
[www.prologis.com](https://www.prologis.com)

# 40,500 SF

Industrial Space For Lease

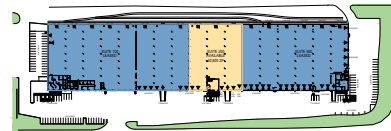


## Northwest Corporate Park - Kent 19



NOTE: THIS CONCEPTUAL PLAN IS FOR MARKETING PURPOSES ONLY AND HAS BEEN PREPARED BASED ON PRELIMINARY AVAILABLE SITE INFORMATION DEEMED RELIABLE. ALL DIMENSION AREA CALCULATIONS ARE SUBJECT TO VERIFICATION BY A PROFESSIONAL ENGINEER FOR COMPLIANCE WITH ALL FEDERAL, STATE, AND LOCAL REGULATIONS.

<b>PROLOGIS</b>	
<b>NW CORPORATE PARK KENT 19 (SEA04019)</b>	
<b>8610 S 212th ST KENT, WA 98032</b>	
TOTAL BUILDING FOOTPRINT:	229,500 SF
TOTAL AVAILABLE:	40,500 SF
SUITE 300:	1,483 SF
OFFICE SPACE:	39,017 SF
WAREHOUSE SPACE:	3.66%
PERCENTAGE OFFICE:	73
AUTO PARKING:	23'-9"
CLEAR HEIGHT:	4
DOCK DOORS:	2
RAIL DOORS:	1
DRIVE-INS DOORS:	±25'-0"
TYPICAL SPEED BAY DEPTH:	±25'-0" X 60'-0"
TYPICAL COLUMN SPACING:	97'-11"
TRUCK COURT:	
<b>LEGEND:</b>	
▼ DOCK DOOR	
▼ DOCK DOOR W/L	
LE DOCK DOOR W/LE	
◆ DRIVE-IN DOOR	
■ RAIL DOOR	
■ AVAILABLE AREA	
■ LEASED AREA	
■ LAND	
<b>PROLOGIS</b>	
5900 AIRPORT WAY S, SUITE 300 SEATTLE, WA 98108	
<b>BURGESS DESIGN</b>	
DATE: MARCH 14, 2024	



**KBC Advisors**  
 Matt Wood, SIOR  
 matt.wood@kbcadvisors.com  
 ph +1 206 741 1030  
 cell +1 206 595 6814  
 5628 Airport Way S  
 Suite 238  
 Seattle, WA 98108 USA

**KBC Advisors**  
 Hans Vieser  
 hans.vieser@kbcadvisors.com  
 ph +1 206 741 1030  
 cell +1 425 765 7926  
 5628 Airport Way S  
 Suite 238  
 Seattle, WA 98108 USA

**Prologis**  
 Kimberley Nemethy  
 knemethy@prologis.com  
 ph +1 206 414 7616  
 cell +1 253 508 1737  
 5900 Airport Way South  
 Suite 300  
 Seattle, WA 98108 USA