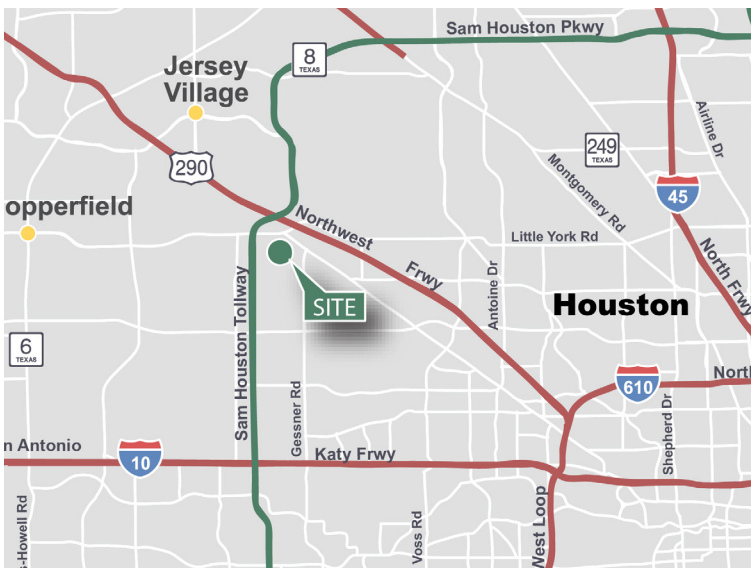


# 21,700 SF

**6605 Roxburgh Dr., Suite 300  
Houston, TX 77041**

Prologis West by Northwest 13




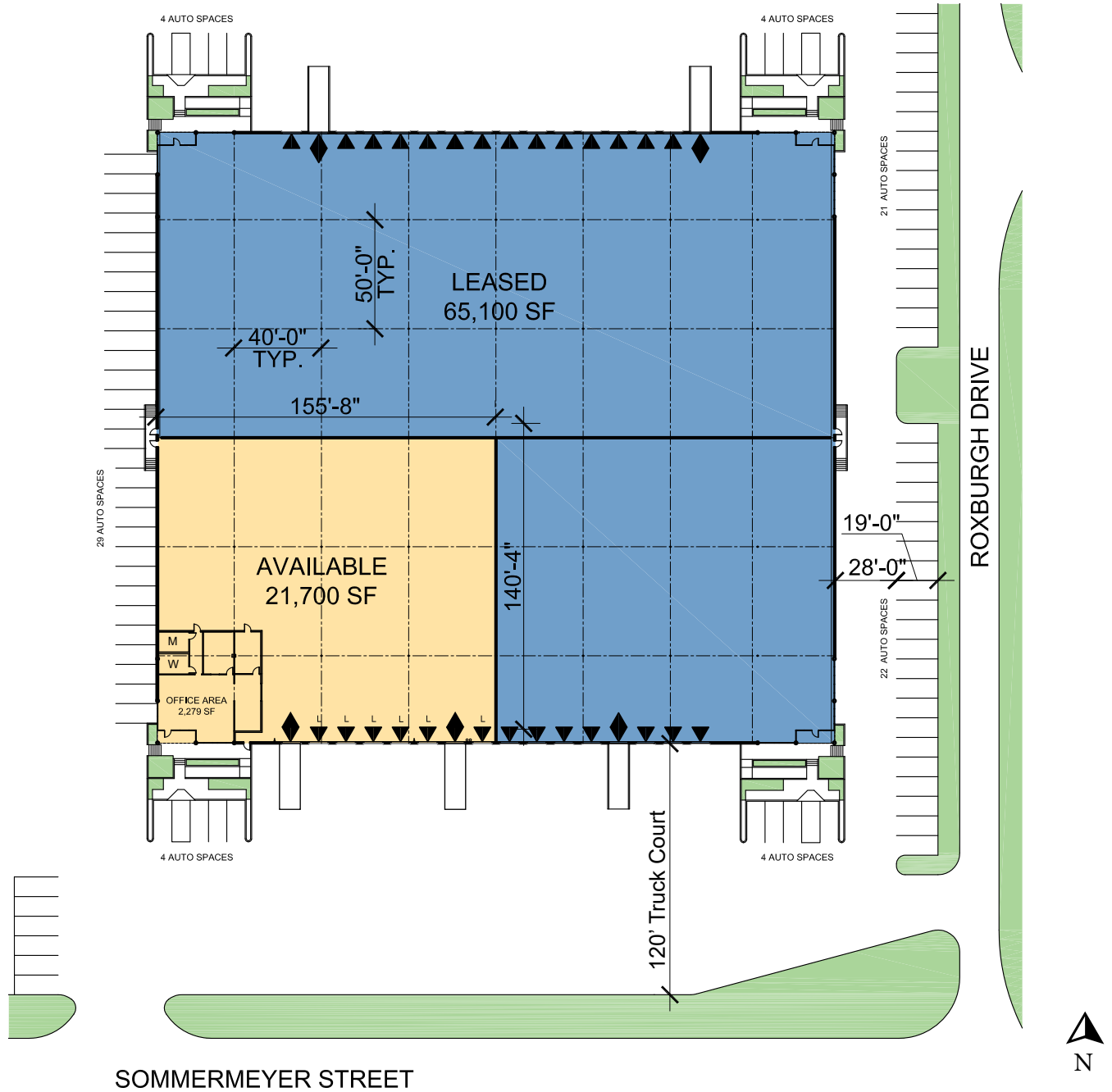
- Master-planned park environment
- Direct access to Hempstead Highway
- Only minutes to Highway 290 and Beltway 8
- Desirable Northwest Houston location

## Property Features

Available Space	21,700 SF
Office SF	2,279 SF
Clear Height	24'
Column Spacing	40' x 50'
Dock Doors	6
Drive-in Doors	2 ramps
Dock Levelers	5 edge of dock levelers, 1 pit leveler
Truck Court	120' depth
Lighting	LED warehouse lights
Sprinkler	ESFR
Space Configuration	Front-load space



Unlock the full potential of your warehouse **with one strategic, single-source partner.**  
[prologisessentials.com](http://prologisessentials.com)



**Transwestern**  
**Darryl Noon**  
 darryl.noon@transwestern.com  
 ph +1 713 270 3325  
 cell +1 713 806 1447

**Prologis**  
**Kevin Wittler**  
 kwittler@prologis.com  
 ph +1 713 613 6927  
 cell +1 832 746 1581  
 prologis.com