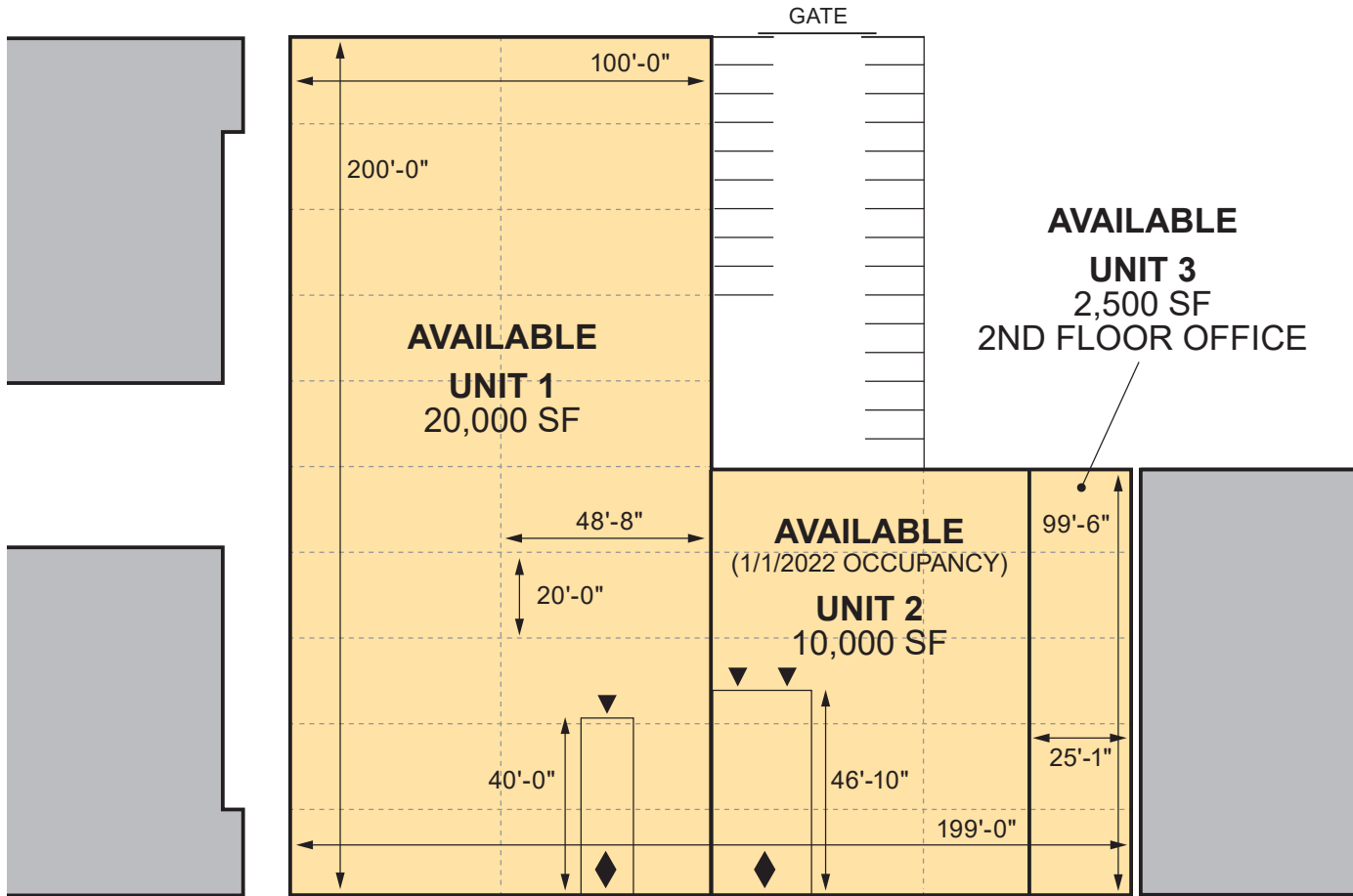


INGRAHAM STREET



AVAILABLE
UNIT 3
2,500 SF
2ND FLOOR OFFICE





AVAILABLE
UNIT 1
20,000 SF

AVAILABLE
(1/1/2022 OCCUPANCY)
UNIT 2
10,000 SF

TOTAL FOOTPRINT: 32,500 S.F.

OFFICE: 0 S.F.
2F OFFICE: 2,500 S.F.
WAREHOUSE: 30,000 S.F.

PERCENTAGE OFFICE: 8.2%
CLEAR HEIGHT: 11'-6" - 13'-0"
PARKING: 21 STALLS
INTERIOR DOCK-HIGH DOORS: 3
DRIVE-IN DOORS: 2
TYPICAL BAY: 20'-0" x 48'-6"
20'-0" x 24'-6"

-  Available
-  Non-Prologis Building
-  Dock Door
-  Drive-in Door

JOHNSON STREET