

# 9,600 SF

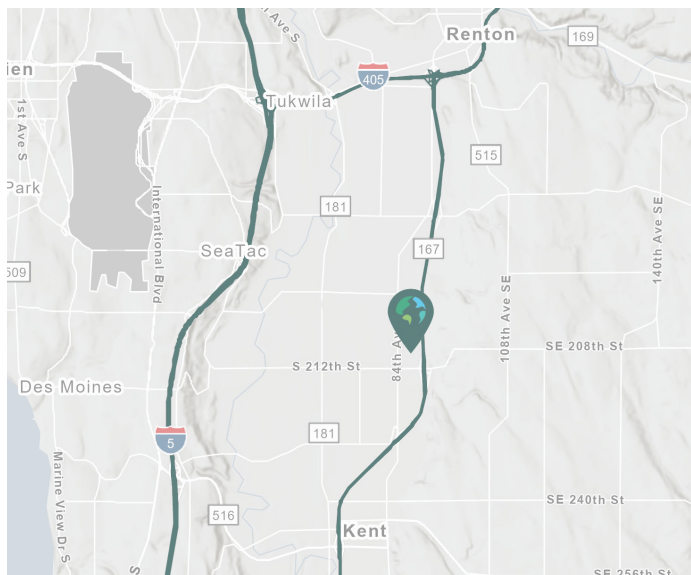
Industrial Space For Lease



## Northwest Corporate Park - Kent 15



8633 South 208th Street  
Kent, WA 98031 USA




### LOCATION

- 50-yard line location
- Great access to Hwy 167, I-5, and I-405

### FACILITY

- 9,600 SF shell
- 494 SF office
- 2 DH doors
- 1 GL door
- 22' Clear height
- 60' x 20' Typical column spacing
- Rail served
- Available now

 **Take a virtual tour!**  
[link here](#)

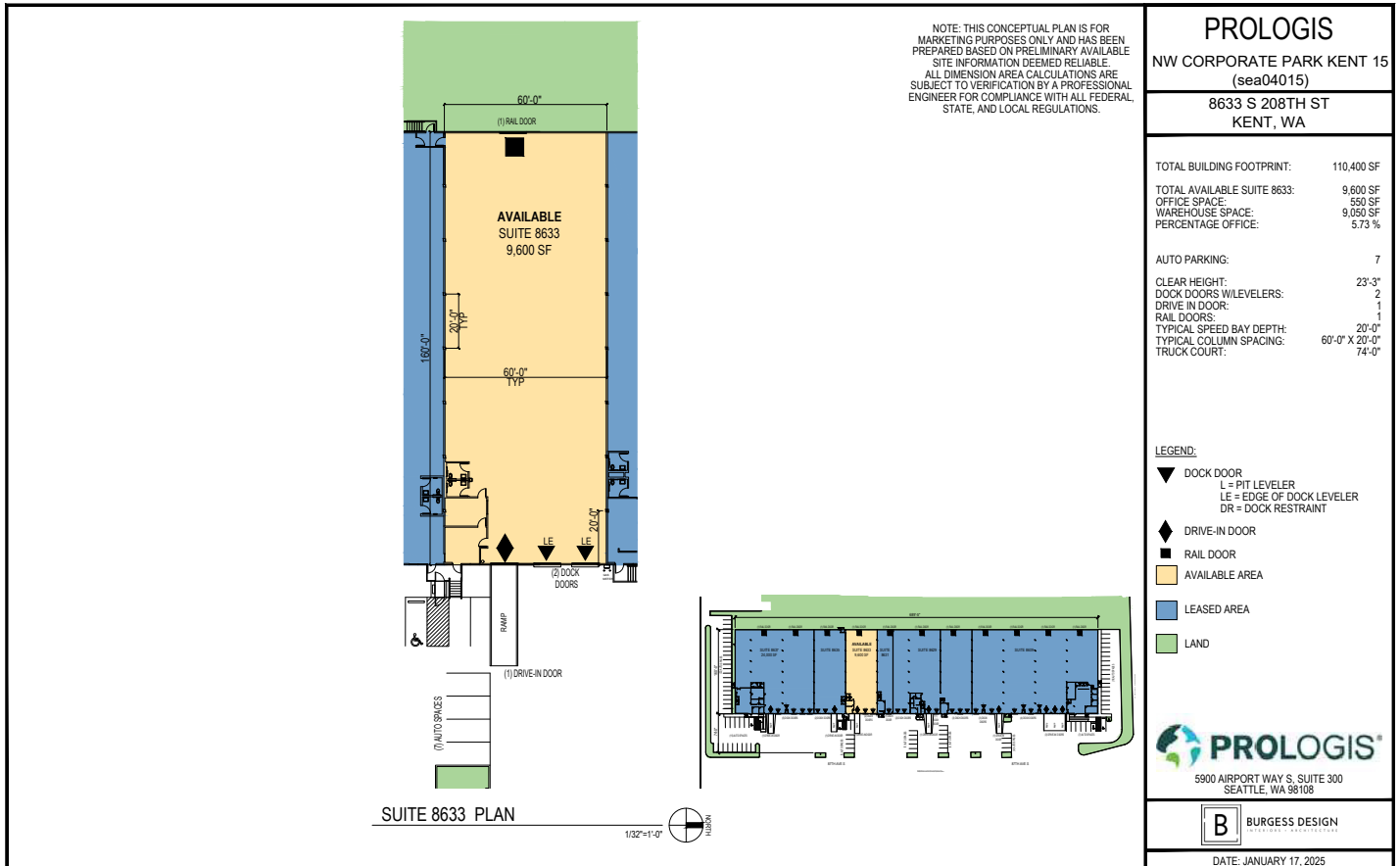
Your single-source service for efficient move-in and operations: [prologisessentials.com](http://prologisessentials.com)

# 9,600 SF

Industrial Space For Lease



## Northwest Corporate Park - Kent 15



**KBC Advisors**

Matt Wood, SIOR  
 matt.wood@kbcadvisors.com  
 ph +1 206 741 1030  
 cell +1 206 595 6814  
 5628 Airport Way S  
 Suite 238  
 Seattle, WA 98108 USA

**KBC Advisors**

Hans Vieser  
 hans.vieser@kbcadvisors.com  
 ph +1 206 741 1030  
 cell +1 425 765 7926  
 5628 Airport Way S  
 Suite 238  
 Seattle, WA 98108 USA

**Prologis**

Kimberley Nemethy  
 knemethy@prologis.com  
 ph +1 206 414 7616  
 cell +1 253 508 1737  
 5900 Airport Way South  
 Suite 300  
 Seattle, WA 98108 USA