

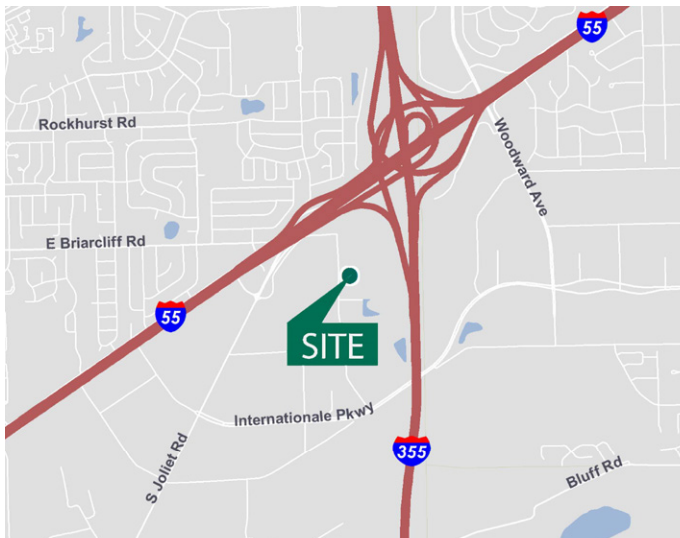
32,699 SF

Industrial Space For Lease



Prologis Woodridge

10441 Beaudin Boulevard, Suite 600
Woodridge, IL 60517 USA



LOCATION

- Located in Chicago's premier industrial park
- Easy access to I-55 and I-355

FACILITY

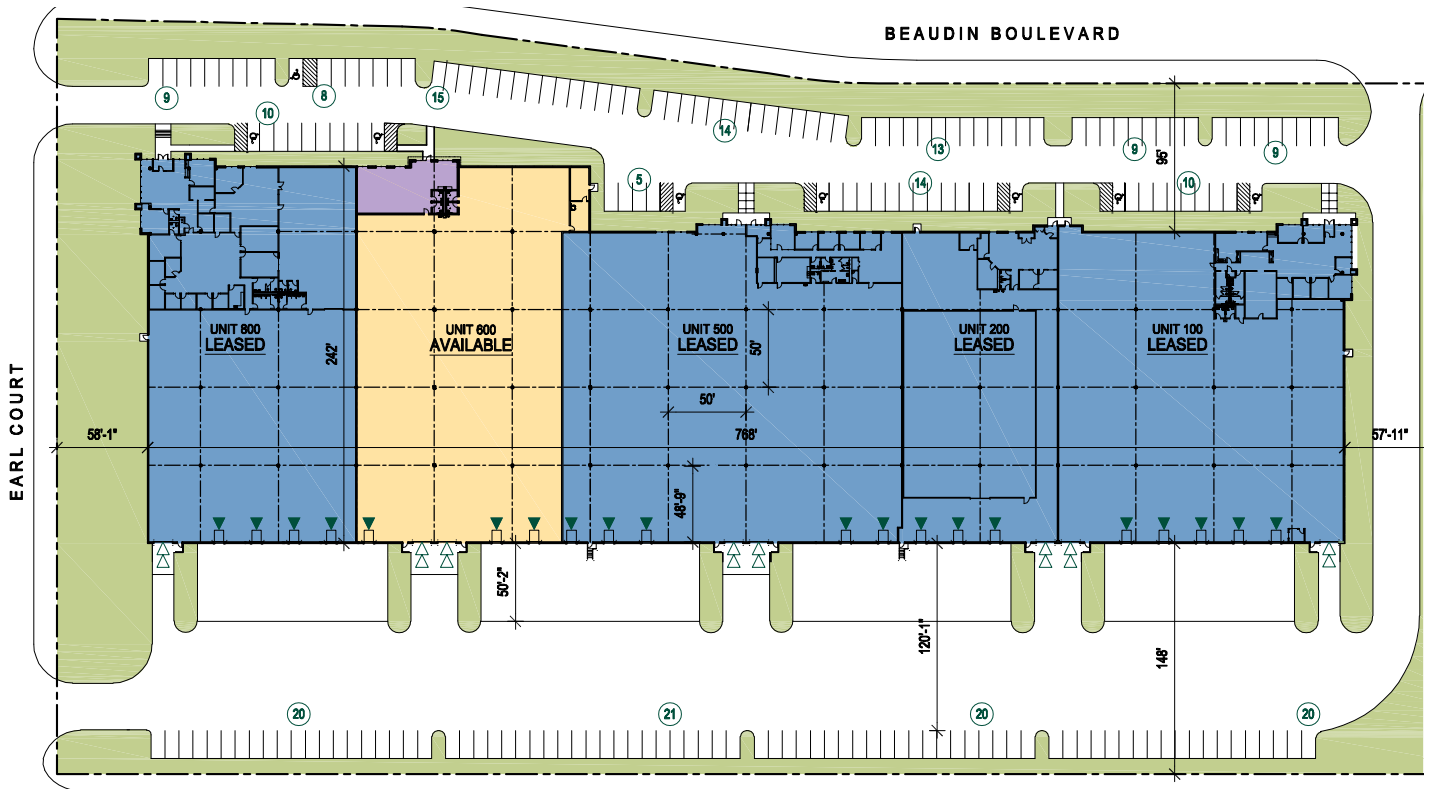
- 167,529 SF facility
- 32,699 SF available
- ±1,500 SF spec office
- 30' clear height
- 3 interior docks with levelers
- 2 drive-in doors
- 50' x 50' column spacing
- 6" reinforced concrete floors (4,000 psi)
- ESRF sprinkler system

ADVANTAGES AND AMENITIES

- Great visibility from I-55
- Low DuPage County Taxes

32,699 SF

Industrial Space For Lease



Lee & Associates

Jeff Galante

jgalante@lee-associates.com

ph +1 773 355 3007

cell +1 630 363 7605

9450 W Bryn Mawr

Suite 550

Rosemont, IL 60018 USA

Lee & Associates

Terry Grapenthin

tgrape@lee-associates.com

ph +1 773 355 3042

cell +1 708 275 1263

9450 W Bryn Mawr

Suite 550

Rosemont, IL 60018 USA

Lee & Associates

Ryan Earley

rearley@lee-associates.com

ph +1 773 355 3020

cell +1 630 253 6087

9450 W Bryn Mawr

Suite 550

Rosemont, IL 60018 USA

Prologis

James Neswold

jneswold@prologis.com

ph +1 847 292 3924

cell +1 847 571 0592

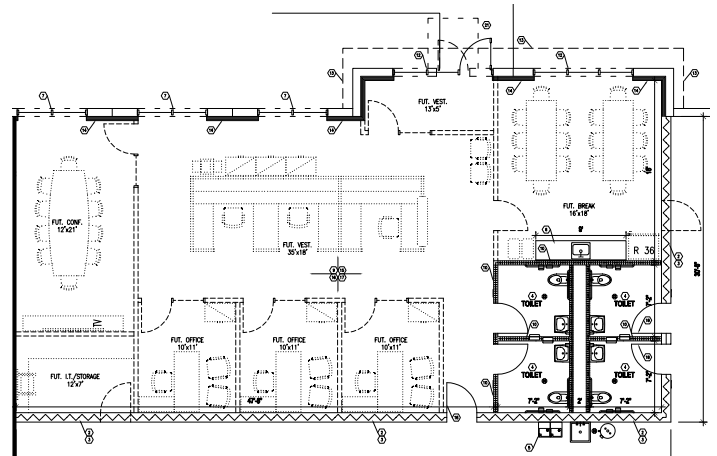
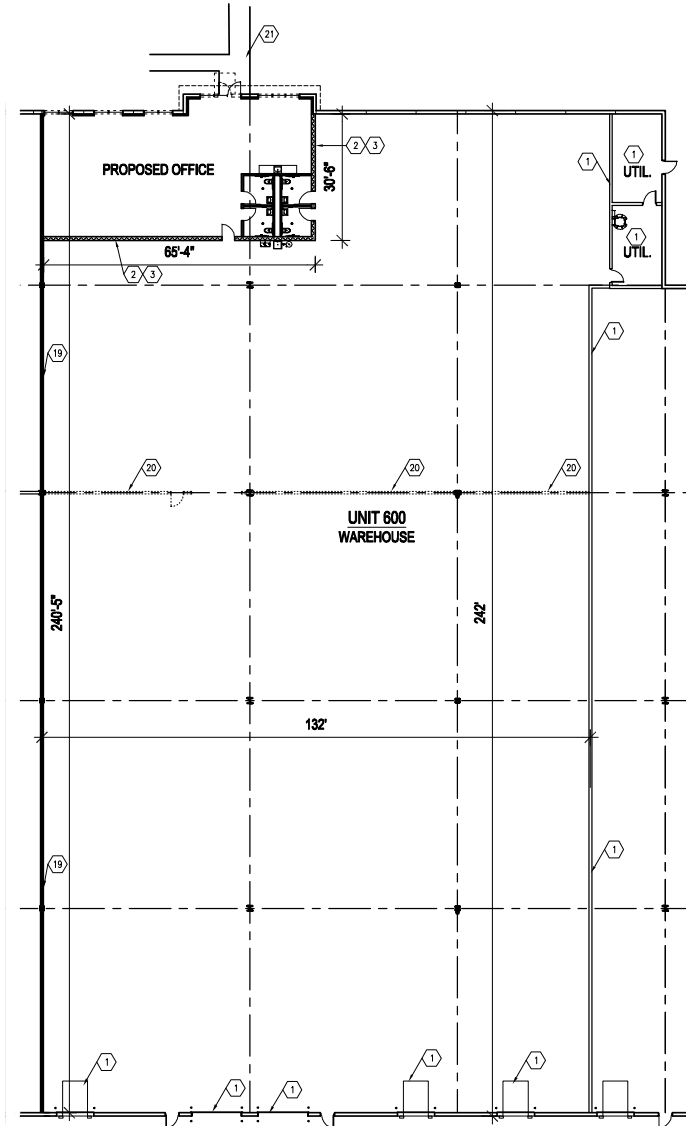
6250 N. River Road

Suite 1100

Rosemont, IL 60018 USA

32,699 SF

Industrial Space For Lease



Lee & Associates

Jeff Galante

jgalante@lee-associates.com

ph +1 773 355 3007

cell +1 630 363 7605

9450 W Bryn Mawr

Suite 550

Rosemont, IL 60018 USA

Lee & Associates

Terry Grapenthin

tgrape@lee-associates.com

ph +1 773 355 3042

cell +1 708 275 1263

9450 W Bryn Mawr

Suite 550

Rosemont, IL 60018 USA

Lee & Associates

Ryan Earley

rearley@lee-associates.com

ph +1 773 355 3020

cell +1 630 253 6087

9450 W Bryn Mawr

Suite 550

Rosemont, IL 60018 USA

Prologis

James Neswold

jneswold@prologis.com

ph +1 847 292 3924

cell +1 847 571 0592

6250 N. River Road

Suite 1100

Rosemont, IL 60018 USA