

**MASTER PLAN**

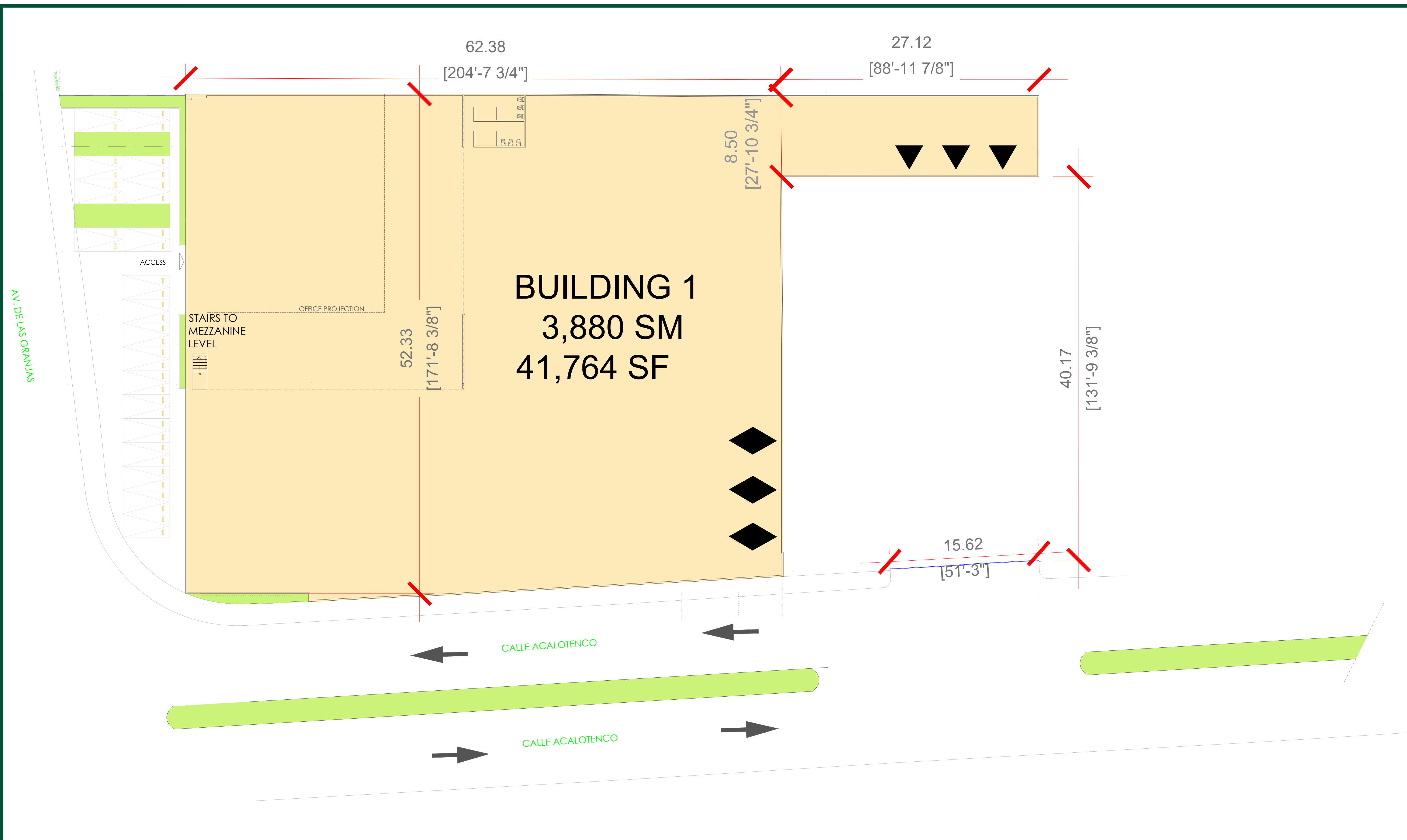
**DATA**

LEASING AREA	3,474 SM / 37,394 SF
LAND AREA	4,998 SM / 53,798 SF
FAR	81.4%
CLEAR HEIGHT	18.2' / 5.56 M
OFFICE AREA	406 SM / 4,370 SF
DOCK DOORS	3
DRIVE-IN DOORS	3
PARKING SPACES	19
PATIO AREA	1,100 SM / 11,840 SF

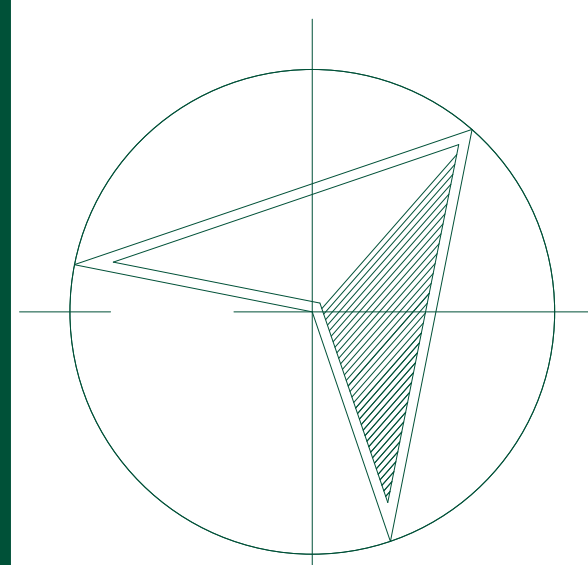
**LEGEND:**

- AVAILABLE AREA
- PLANNED AREA
- DOCK DOOR
- DRIVE IN DOOR

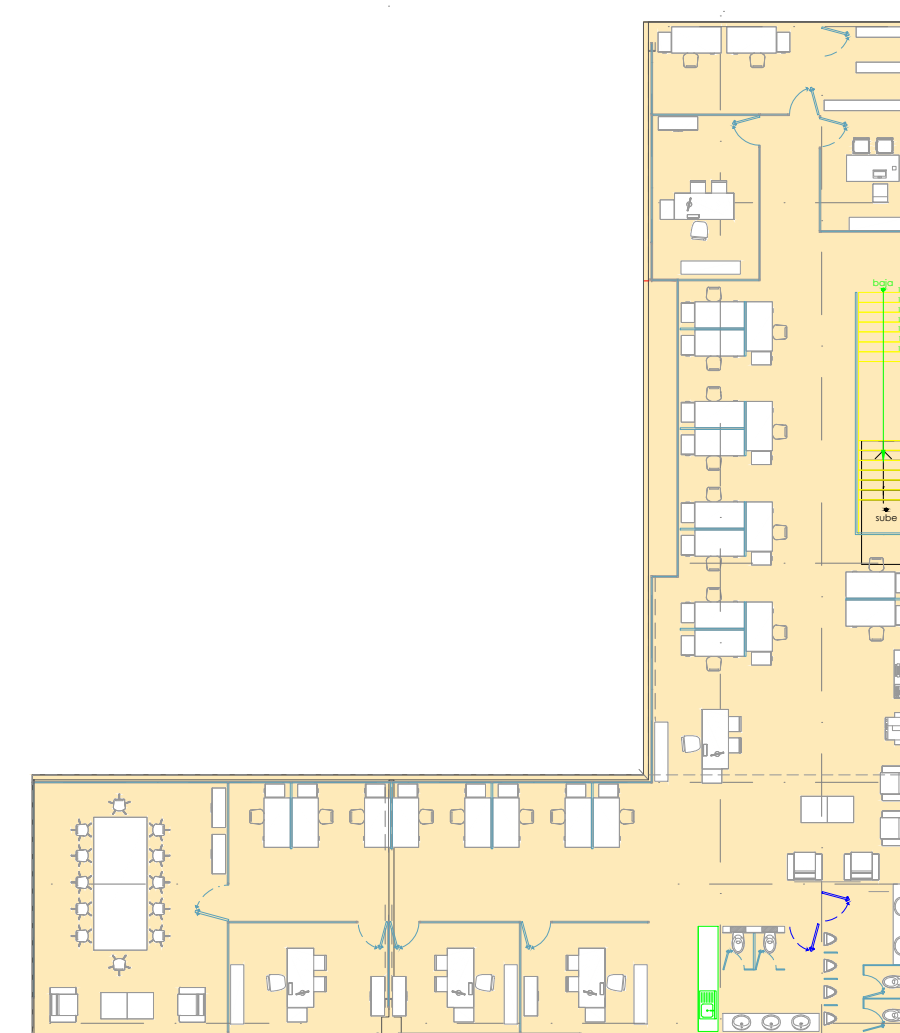
**NOTE:**  
 THIS CONCEPTUAL PLAN IS FOR MARKETING PURPOSES ONLY, AND HAS BEEN PREPARED BASED ON PRELIMINARY AVAILABLE SITE INFORMATION DEEMED RELIABLE. ALL DIMENSIONS AND AREA CALCULATIONS ARE SUBJECT TO VERIFICATION BY A PROFESSIONAL ENGINEER FOR COMPLIANCE WITH ALL NATIONAL, STATE AND LOCAL REGULATIONS.



**BUILDING 1**  
 3,880 SM  
 41,764 SF



**PROJECT NORTH**



**OFFICE AREA**  
 406 SM  
 4,370 SF



Paseo de los Tamarindos 90 Torre 2 Piso 22  
 Bosques de las Lomas, CDMX 05120  
 telephone: (55) 1105-2900