

7,800 SF

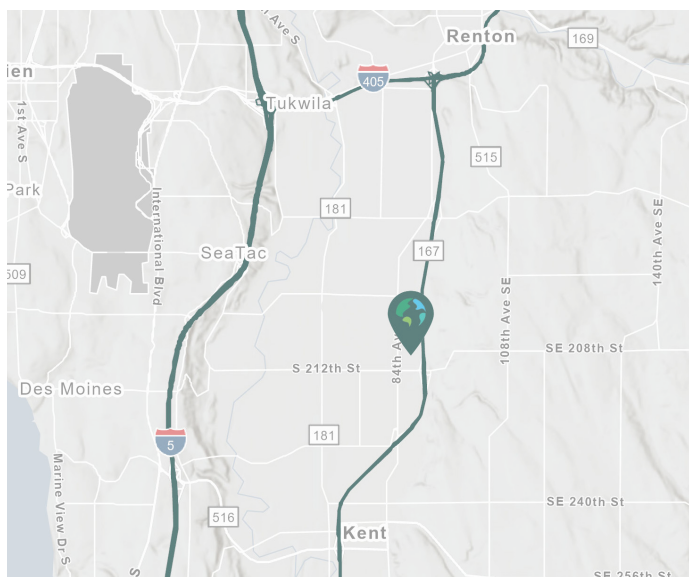
Industrial Space For Lease



Northwest Corporate Park - Kent 9



20218 87th Ave S
Kent, WA 98031 USA




LOCATION

- 50-yard line location
- Great access to Hwy 167, I-5, and I-405

FACILITY

- 7,800 SF total
- 1,000 SF office
- 2 DH doors
- Rail served
- 24' clear height
- Available Now

 **Take a virtual tour!**
[link here](#)

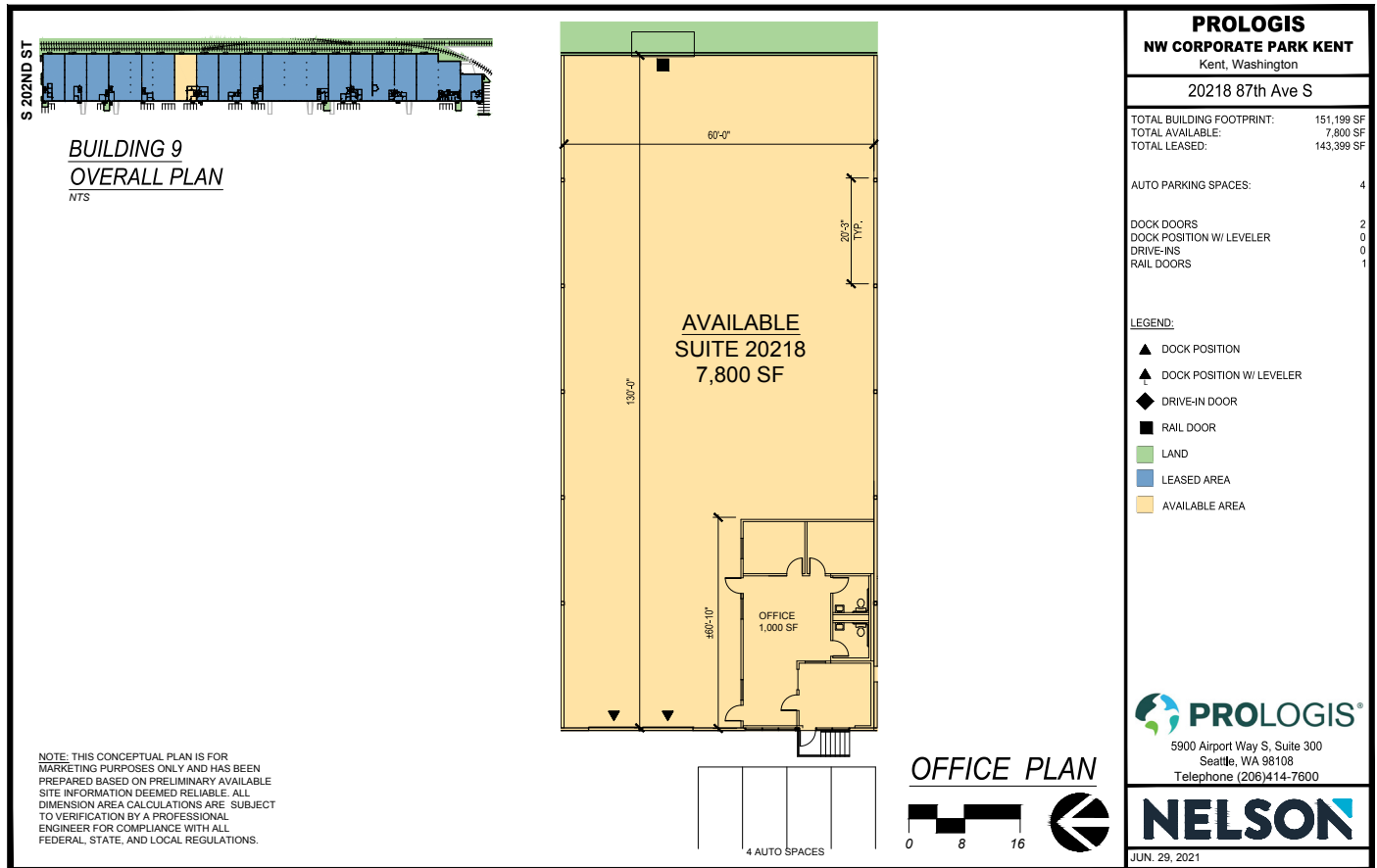
Prologis Essentials: your single-source service for efficient move-in and operations at [prologisessentials.com](https://www.prologisessentials.com)

7,800 SF

Industrial Space For Lease



Northwest Corporate Park - Kent 9



KBC Advisors

Matt Wood, SIOR
matt.wood@kbcadvisors.com
ph +1 206 741 1030
cell +1 206 595 6814
5628 Airport Way S
Suite 238
Seattle, WA 98108 USA

KBC Advisors

Hans Vieser
hans.vieser@kbcadvisors.com
ph +1 206 741 1030
cell +1 425 765 7926
5628 Airport Way S
Suite 238
Seattle, WA 98108 USA

Prologis

Kimberley Nemethy
knemethy@prologis.com
ph +1 206 414 7616
cell +1 253 508 1737
5900 Airport Way South
Suite 300
Seattle, WA 98108 USA

Prologis Essentials: your single-source service for efficient move-in and operations at [prologisessentials.com](https://www.prologisessentials.com)

No warranty or representation, expressed or implied, is made as to the accuracy of the information contained herein, and same is submitted subject to error and omissions.