

PROLOGIS CARLISLE

100 LOUIS PARKWAY, CARLISLE, PA 17015



CORE CENTRAL PENNSYLVANIA LOCATION

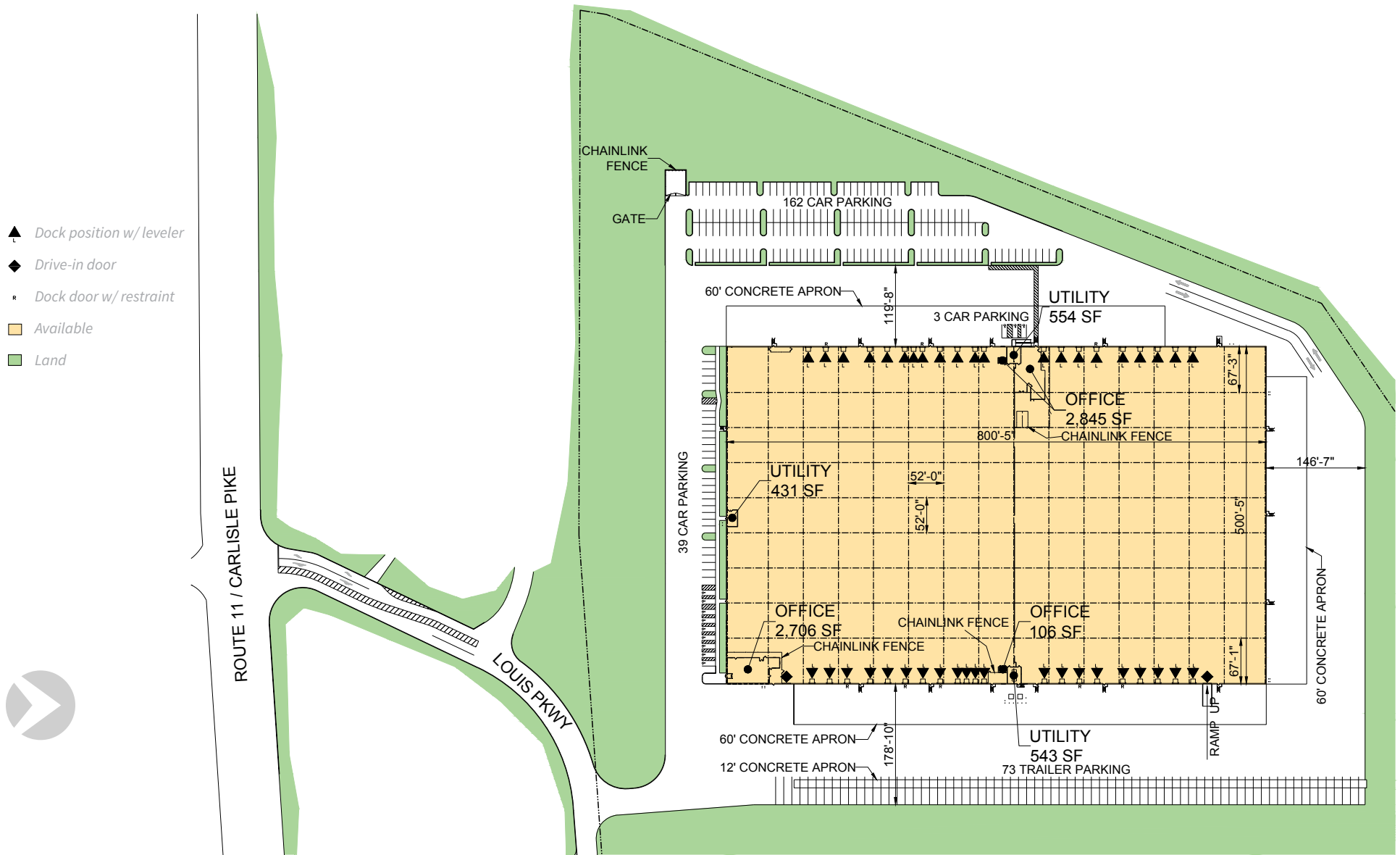
400,596 SF Available



PROPERTY ADVANTAGES

- Immediate access to I-81
- Located in the heart of a dense labor pool
- Unparalleled access to key parcel, freight hubs, and highway network
- Access to 40% of the US population within a one-day drive





Property Specifications



IMMEDIATE ACCESS
TO INTERSTATES
AND AMENITIES

< 1 Mile »

Route 11

1.5 MILES »

I-81

3 MILES »

I-76

15 MILES »

I-83



WAREHOUSE WORKERS

\$16.19 Avg Hourly Earnings

15 MIN	30 MIN	45 MIN
1,274	13,010	26,732

2022 RESIDENT WORKERS

23%	11%	12%
-----	-----	-----

PAST 5-YEAR GROWTH

1,017	3,542	5,037
-------	-------	-------

NET COMMUTERS



FORKLIFT DRIVERS

\$18.89 Avg Hourly Earnings

15 MIN	30 MIN	45 MIN
255	2,667	5,267

2022 RESIDENT WORKERS

57%	39%	38%
-----	-----	-----

PAST 5-YEAR GROWTH

222	1,427	1,421
-----	-------	-------

NET COMMUTERS



ASSEMBLERS & FABRICATORS

\$17.73 Avg Hourly Earnings

15 MIN	30 MIN	45 MIN
165	1,625	4,111

2022 RESIDENT WORKERS

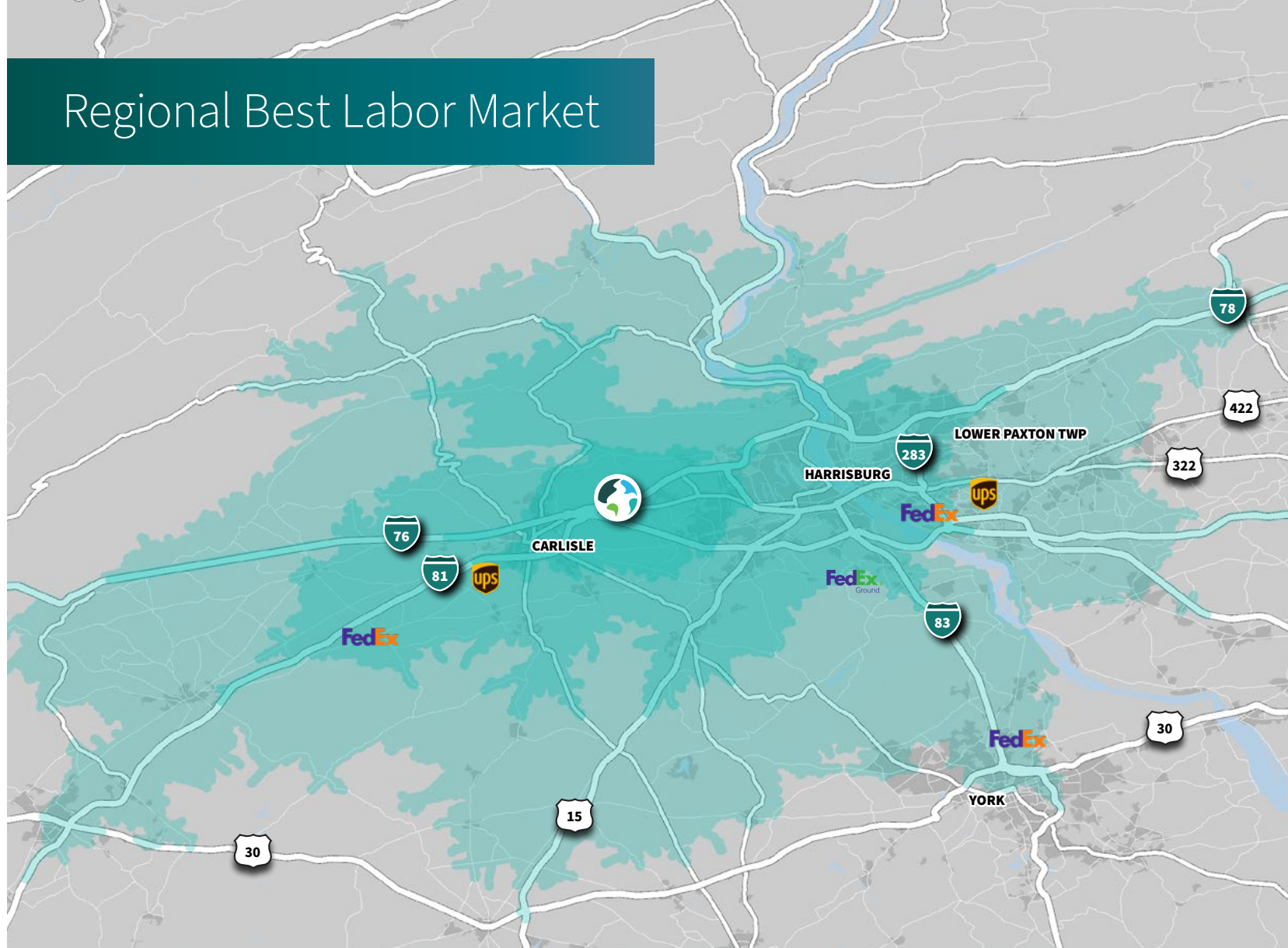
40%	22%	16%
-----	-----	-----

PAST 5-YEAR GROWTH

38	19	439
----	----	-----

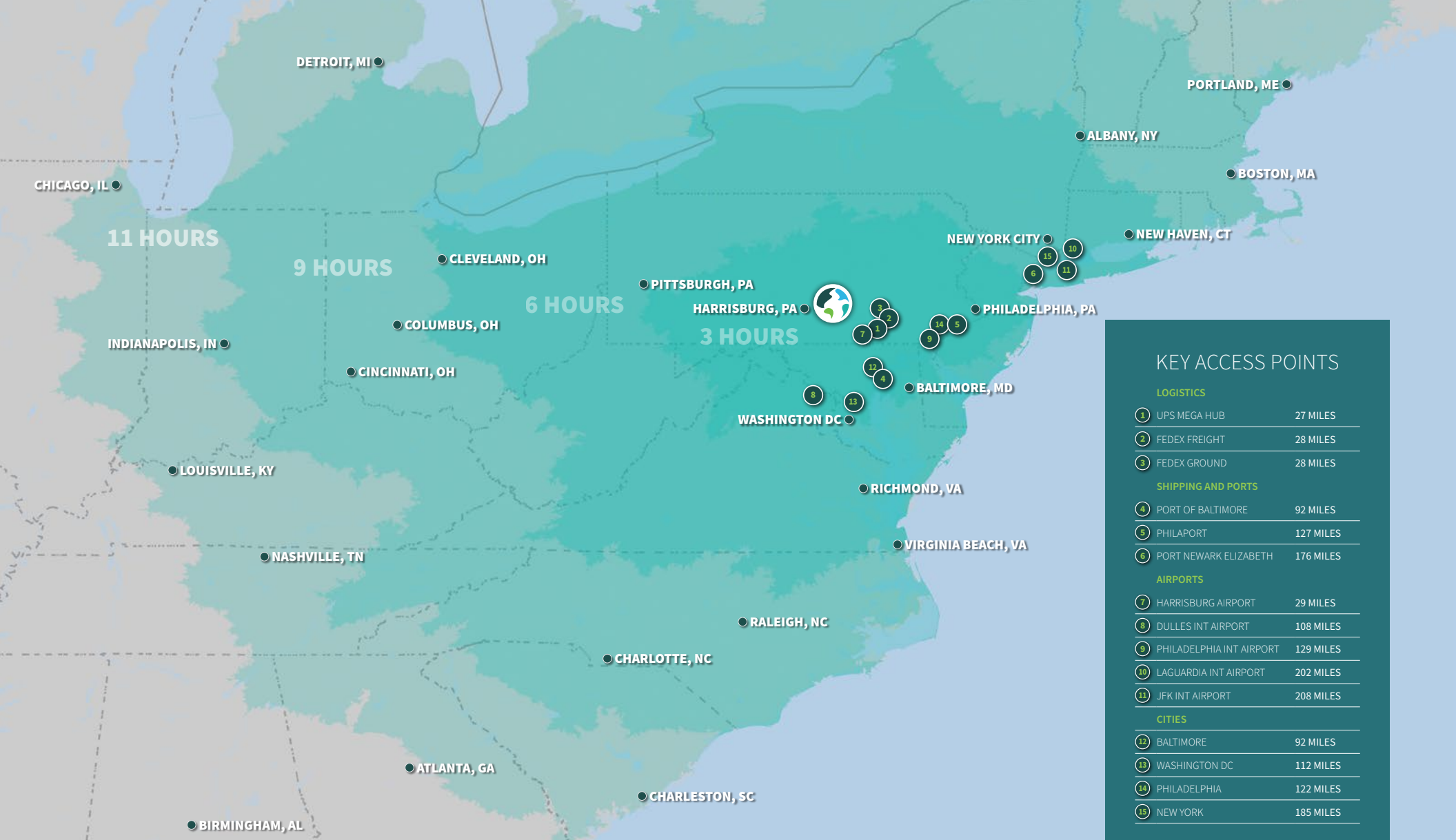
NET COMMUTERS

Regional Best Labor Market



LABOR PROFILE

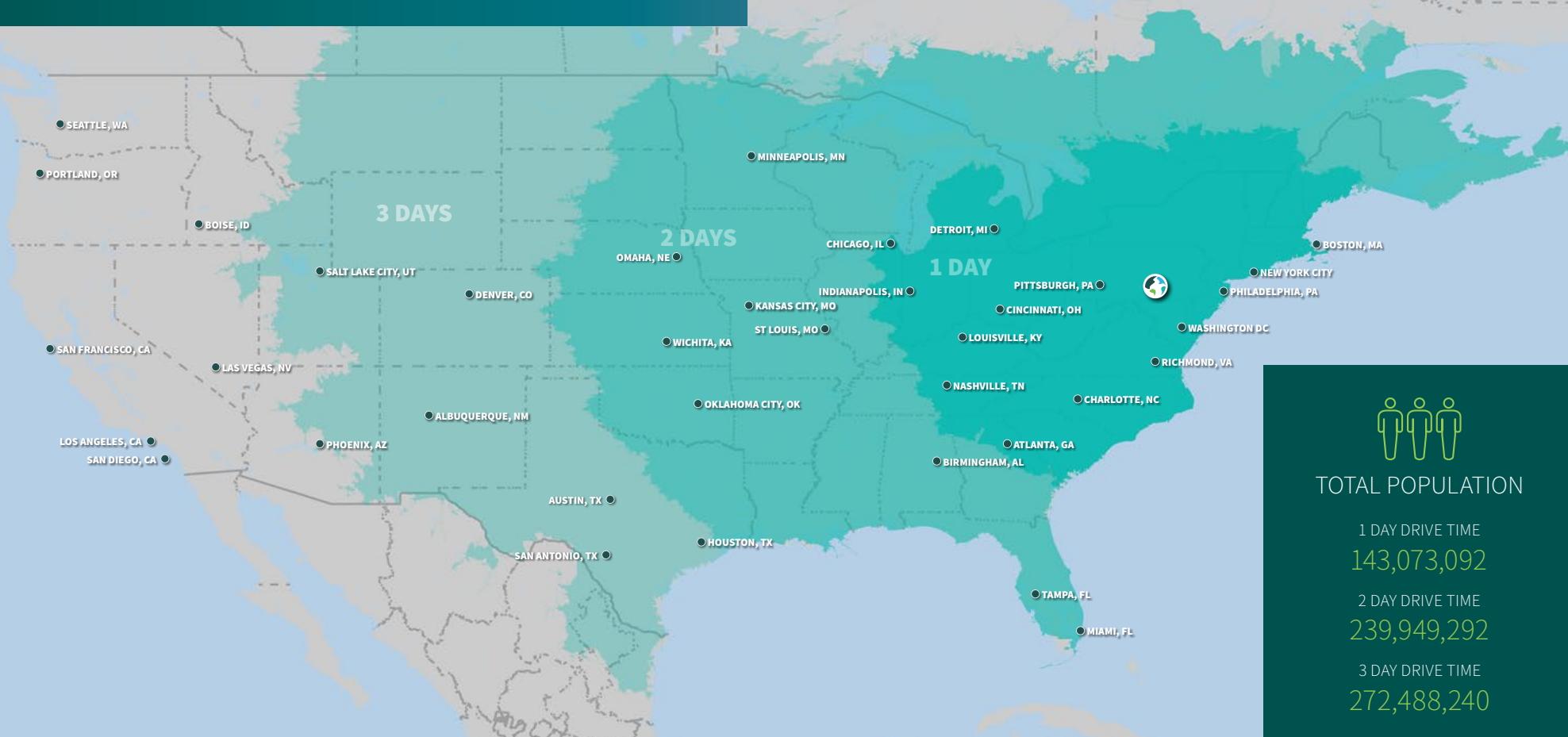
	2024 Total Population	2024-2029 Population Growth Rate	2024 Total Households	2024 Median Household Income	2024 Labor Force	2024 Occupation: Transportation/ Material Moving Workers	2024 Transportation/Material Moving Workers as a % of the Labor Force
15 Min »	81,991	0.67%	32,767	\$84,118	44,422	4,318	9.91%
30 Min »	443,085	0.44%	180,208	\$78,467	241,182	22,712	9.64%
45 Min »	821,544	0.33%	330,356	\$78,478	447,745	45,704	10.44%



SAME-DAY DISTRIBUTION REACH

	2024 Total Population	2024-2029 Population Growth Rate	2024 Total Households	2024 Median Household Income	2024 Labor Force	2024 Transportation/Material Moving Workers Count	2024 Transportation/Material Moving Workers % of the Labor Force
3 Hr »	26,506,430	0.19%	10,182,806	\$93,402	14,357,236	14,357,236	7.02%
6 Hr »	71,293,539	0.06%	27,959,867	\$84,004	37,596,025	2,492,362	6.92%
9 Hr »	117,207,051	0.16%	46,434,199	\$80,260	61,157,974	4,130,790	7.04%
11 Hr »	143,073,087	0.18%	56,627,496	\$79,561	74,427,272	5,173,838	7.25%

Unmatched Reach to Population



KBC Advisors | Philadelphia
775 E Lancaster Avenue, Suite 225
Villanova, PA 19085

Mark Chubb
+1 302 275 5043
mark.chubb@kbcadvisors.com

Summer Coulter
+1 909 636 4777
summer.coulter@kbcadvisors.com

Michael Zerbe
+1 610 462 3956
michael.zerbe@kbcadvisors.com

Jason Webb
+1 717 329 0881
jason.webb@kbcadvisors.com



Prologis
400 Boulder Drive Suite 200
Breinigsville, PA 18031 US

Bill Mehl
+1 610 533 2300
wmehl@prologis.com

Prologis, Inc., is the global leader in logistics real estate with a focus on high-barrier, high-growth markets. Prologis leases modern logistics facilities to a diverse base of approximately 6,700 customers principally across two major categories: business-to-business and retail/online fulfillment. Prologis owns or has investments in, on a wholly owned basis or through co-investment ventures, properties and development projects expected to total approximately 1.2 billion square feet (115 million square meters) in 19 countries, as of June 30, 2024.