

# 44,847 SF

## Industrial Space For Lease



## Prologis Meadowlands

1000 New County Road  
Secaucus, NJ 07094 USA



### LOCATION

- Located at Exit 15X of NJ Turnpike
- ± 7 miles to New York City via Lincoln and Holland Tunnels
- ± 10 miles from Newark Liberty International Airport and Port Newark-Elizabeth
- Walkable to Secaucus Junction Train Station

### FACILITY

- 525,224 SF total building size
- 44,847 SF available space
- Build-to-Suit office
- 24' clear height
- 33' x 45' column spacing
- 6 dock doors
- 10 trailer parking spaces
- Power: 200 amps, 3 phase, 480/277 volt
- ESFR sprinkler system

### ADVANTAGES AND AMENITIES

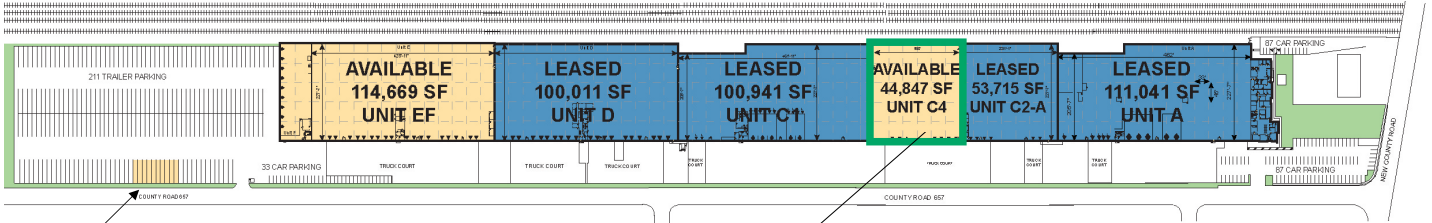
- Fast, cost-effective forklift and racking sourcing through Prologis Essentials
- Prologis Clear Lease® – Know your lease expenses and capital costs with greater certainty before you sign

# 44,847 SF

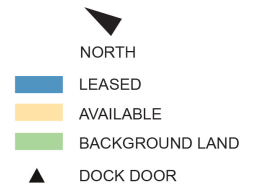
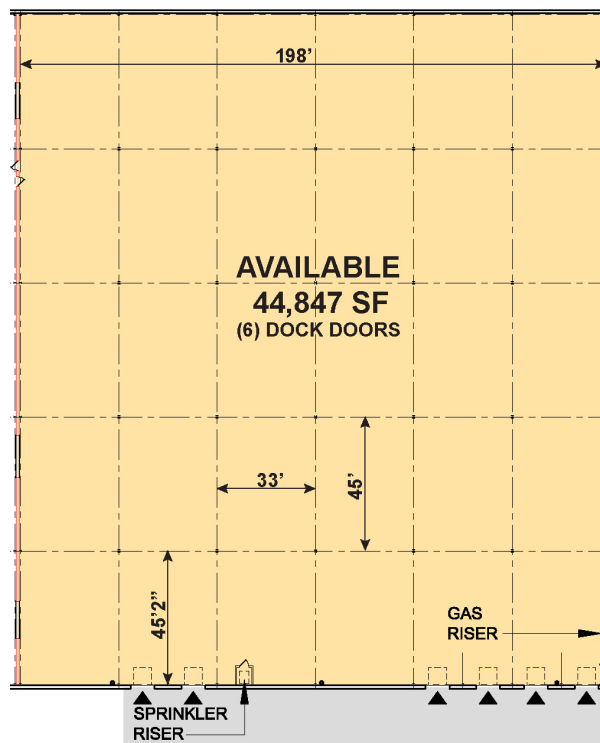
## Industrial Space For Lease



### KEY PLAN



10 TRAILER SPOTS AVAILABLE



[www.prologismeadowlands.com](http://www.prologismeadowlands.com)



CBRE, Inc.

Thomas F. Monahan  
thomas.monahan@cbre.com  
ph +1 201 712 5610  
cell +1 973 568 6614  
Park 80 West  
Plaza Two  
Saddle Brook, NJ 07663 USA

CBRE, Inc.

Stephen D'Amato  
stephen.damato@cbre.com  
ph +1 201 712 5616  
cell +1 201 306 3788  
Park 80 West  
Plaza Two  
Saddle Brook, NJ 07663 USA

CBRE, Inc.

Larry Schiffenhaus  
larry.schiffenhaus@cbre.com  
ph +1 201 712 5809  
cell +1 201 532 5092  
Park 80 West  
Plaza Two  
Saddle Brook, NJ 07663 USA

Prologis

Alex Kouwenhoven  
akouwenhoven@prologis.com  
ph +1 201 635 6002  
cell +1 443 520 9779  
One Meadowlands Plaza  
Suite 100  
East Rutherford, NJ 07073 USA