

PROLOGIS AIRWEST 6

1551-1631 OPUS DRIVE
PLAINFIELD, IN 46168

TOTAL BUILDING FOOTPRINT: 825,187 SF








AVAILABLE SUITE 1551
 VARIOUS BUILD OUT SPACE: 10,754 SF
 WAREHOUSE: 389,605 SF
 TOTAL: 400,359 SF

OVERHEAD DOORS: 3
 DOCK DOORS W/ LEVELERS: 44
 DRIVE-INS: 2

TOTAL BUILDING FOOTPRINT: 87
 DOCK DOORS: 5
 DRIVE-INS: 5
 TOTAL AUTO SPACES: 410


35'-8" CLEAR HEIGHT
FULLY SPRINKLERED

LEGEND:

-  DOCK POSITION W/ LEVELER
-  DOCK POSITION
-  DRIVE-IN DOOR
-  LEASED AREA
-  AVAILABLE AREA
-  LAND
-  WATER



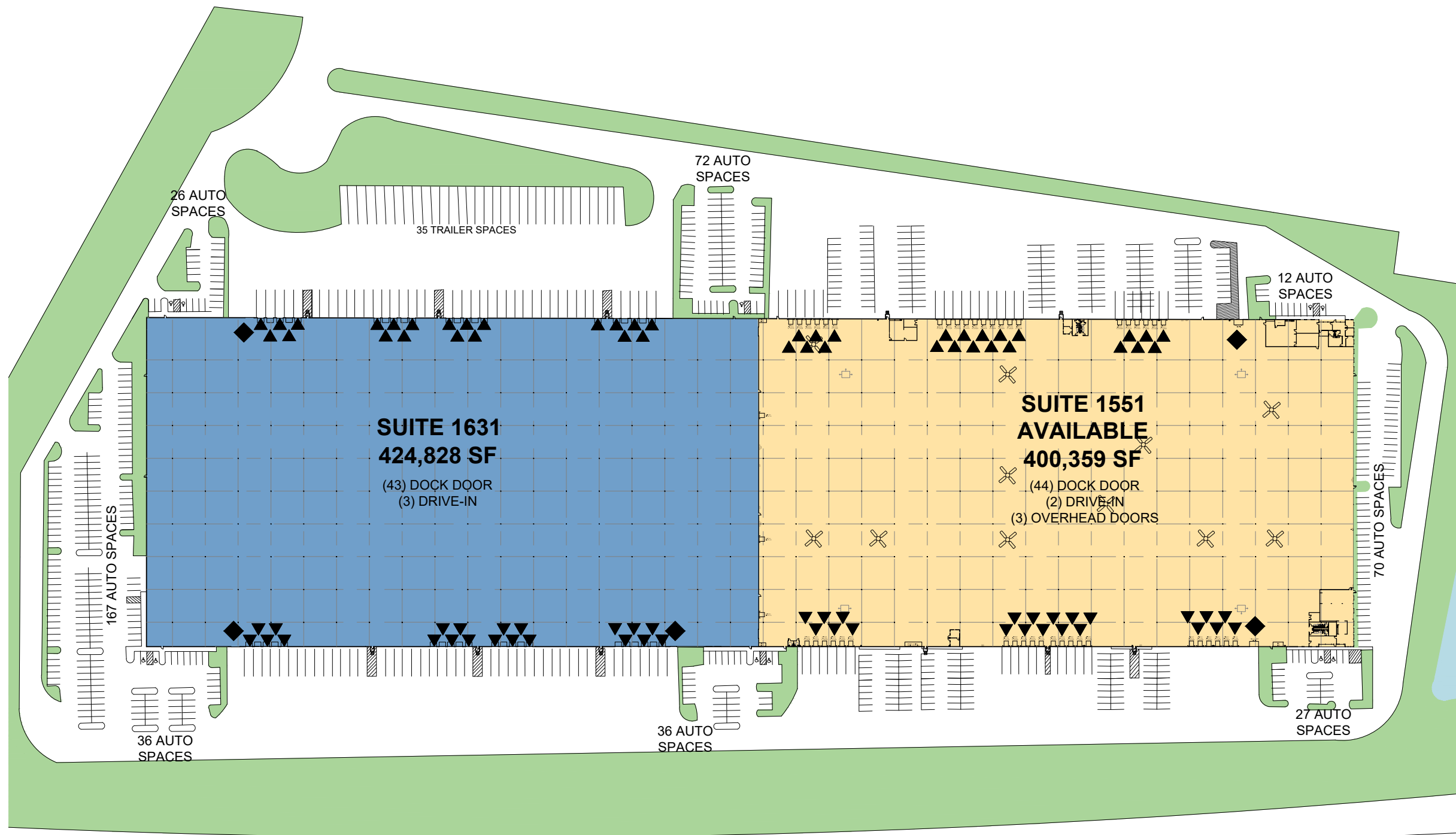
6650 TELECOM DRIVE SUITE 250,
INDIANAPOLIS, IN 46278
TELEPHONE (317) 228.6200



DATE: 07.30.2020



www.schottdesign.com



NOTE: THIS CONCEPTUAL PLAN IS FOR MARKETING PURPOSES ONLY AND HAS BEEN PREPARED BASED ON PRELIMINARY AVAILABLE SITE INFORMATION DEEMED RELIABLE. ALL DIMENSION AREA CALCULATIONS ARE SUBJECT TO VERIFICATION BY A PROFESSIONAL ENGINEER FOR COMPLIANCE WITH ALL FEDERAL, STATE AND LOCAL REGULATIONS.