

Up to 25,600 SF

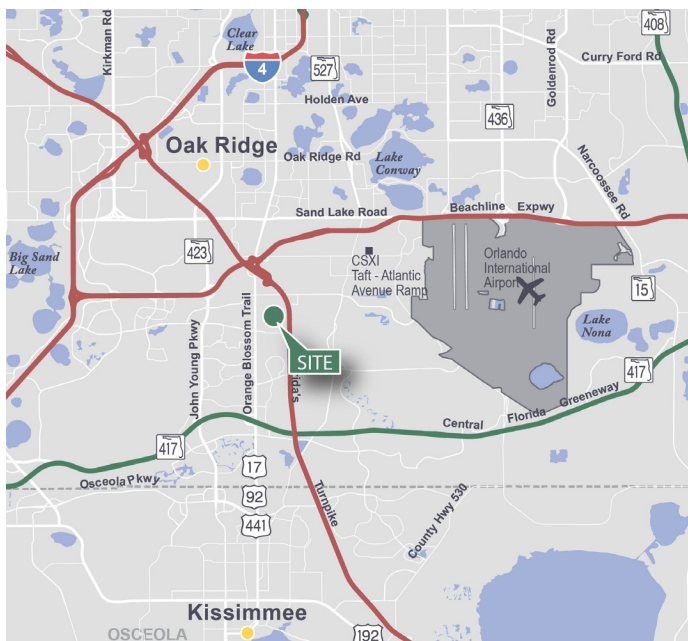
Industrial Space For Lease



Prologis Cypress Park



10511-10551 Satellite Boulevard
Orlando, FL 32837 USA



LOCATION

- Immediate access to the Beachline Expressway (SR 528), Florida's Turnpike and Orange Blossom Trail (US 441)
- Easy access to John Young Parkway, Sand Lake Road, Interstate 4 (I-4) and Orlando International Airport

FACILITY

- 38,400 SF building
- Rear loading
- 20' to 22' clear height
- 160' building depth
- 40' x 40' column spacing (typical)
- 90' truck court
- 1.77 / 1,000 SF parking

SUITE 10531

- 6,400 SF available
- 1,812 SF of office
- One dock door
- One drive-in door

SUITE 10551

- 19,200 SF available
- 5,275 SF of office
- Three dock doors
- Three drive-in doors

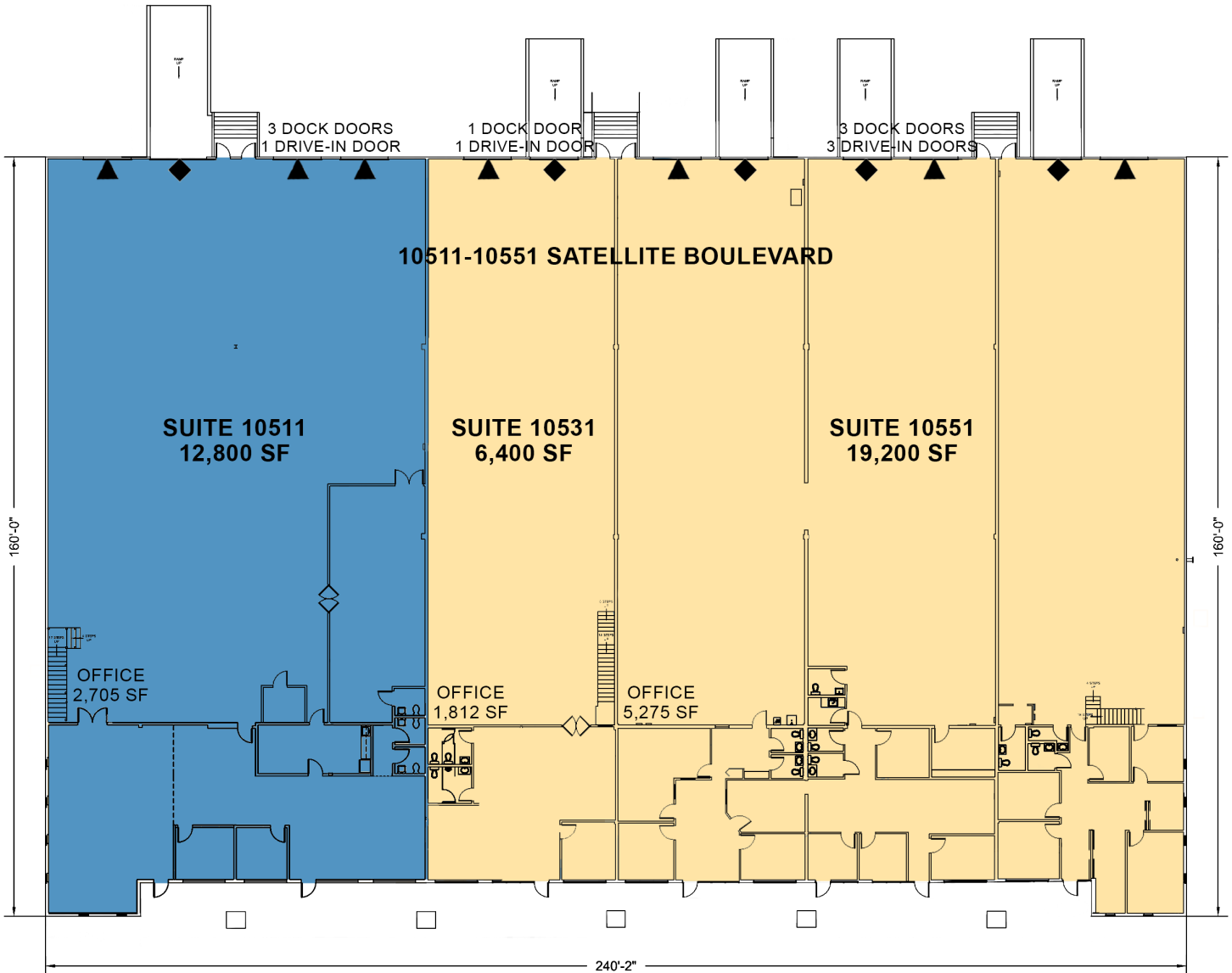
Your single-source service for efficient move-in and operations: prologisessentials.com

Up to 25,600 SF

Industrial Space For Lease



Prologis Cypress Park



LEGEND

- AVAILABLE
- LEASED
- DOCK DOOR
- DRIVE-IN DOOR



Jones Lang LaSalle

Bobby Isola, SIOR, CCIM
Bobby.Isola@jll.com
+1 407.930.1804 phone
250 S. Orange Avenue, Suite 700
Orlando, FL 32801 USA

Jones Lang LaSalle

Kristin Bailey
Kristin.Bailey@jll.com
+1 407.930.7103 phone
250 S. Orange Avenue, Suite 700
Orlando, FL 32801 USA

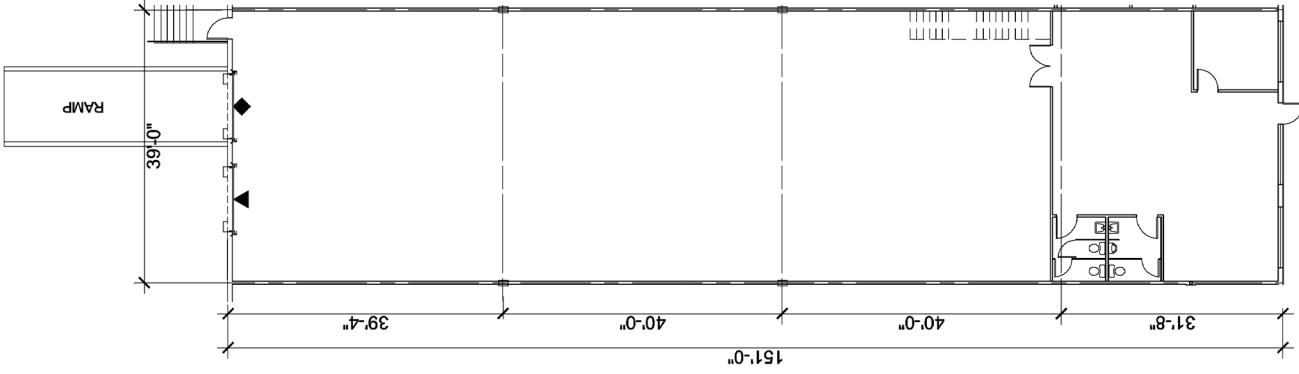


Prologis Cypress Park
10531 Satelite Boulevard
Orlando, FL 32837 USA

OFFICE: 1,812 SF
WAREHOUSE: 4,588 SF
TOTAL: 6,400 SF

DOCK DOOR: 1

DRIVE-IN DOOR: 1





Prologis Cypress Park
10551 Satellite Boulevard
Orlando, FL 32837 USA

OFFICE: 5,275 SF
WAREHOUSE: 13,925 SF
TOTAL: 19,200 SF

DOCK DOORS: 3

DRIVE-IN DOORS: 3

