









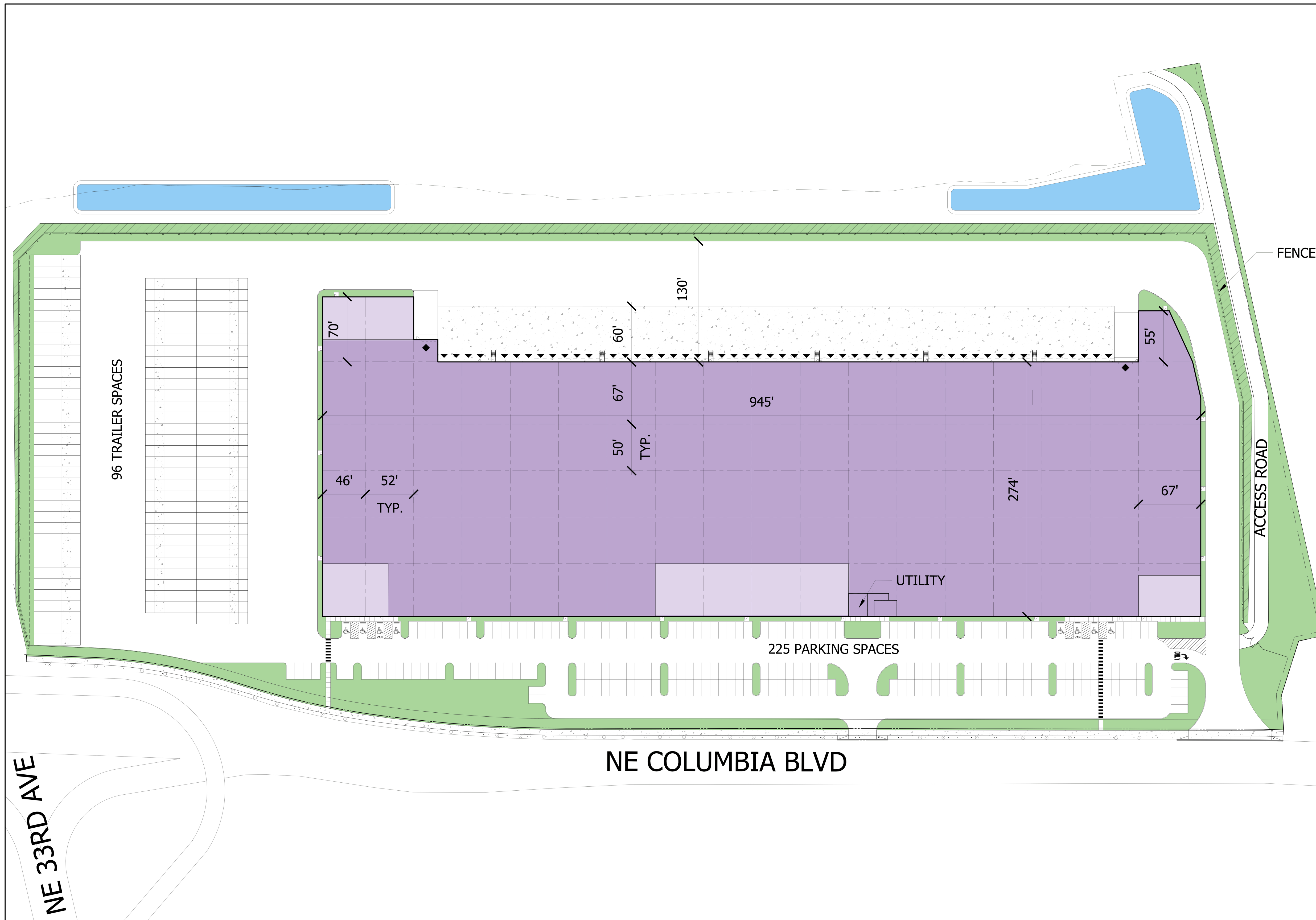
PROLOGIS BROADMOOR

PORTLAND, OREGON

TOTAL BUILDING:	268,749 SF
AUTO PARKING:	225
TRAILER PARKING:	96
DOCK DOORS:	50
DRIVE-IN DOORS:	2
FUTURE DRIVE IN DOORS (SOUTH):	1

LEGEND:

-  DOCK POSITION
-  FUTURE DOCK POSITION
-  DRIVE-IN DOOR
-  LAND
-  LEASED AREA
-  PLANNED / FUTURE CONSTRUCTION
-  FUTURE OFFICE AREA
-  POND



SITE PLAN

SCALE: 1" = 1/4 MI 1320'

NOTE: THIS CONCEPTUAL PLAN IS FOR MARKETING PURPOSES ONLY AND HAS BEEN PREPARED BASED ON PRELIMINARY AVAILABLE SITE INFORMATION DEEMED RELIABLE. ALL DIMENSION AREA CALCULATIONS ARE SUBJECT TO VERIFICATION BY A PROFESSIONAL ENGINEER FOR COMPLIANCE WITH ALL FEDERAL, STATE, AND LOCAL REGULATIONS.



5900 AIRPORT WAY S., SUITE 300
SEATTLE, WA 98108
TELEPHONE (206) 414-7600



04/08/2021

PROJECT #: 20.0004176.000