

BRONX RIVER AVENUE

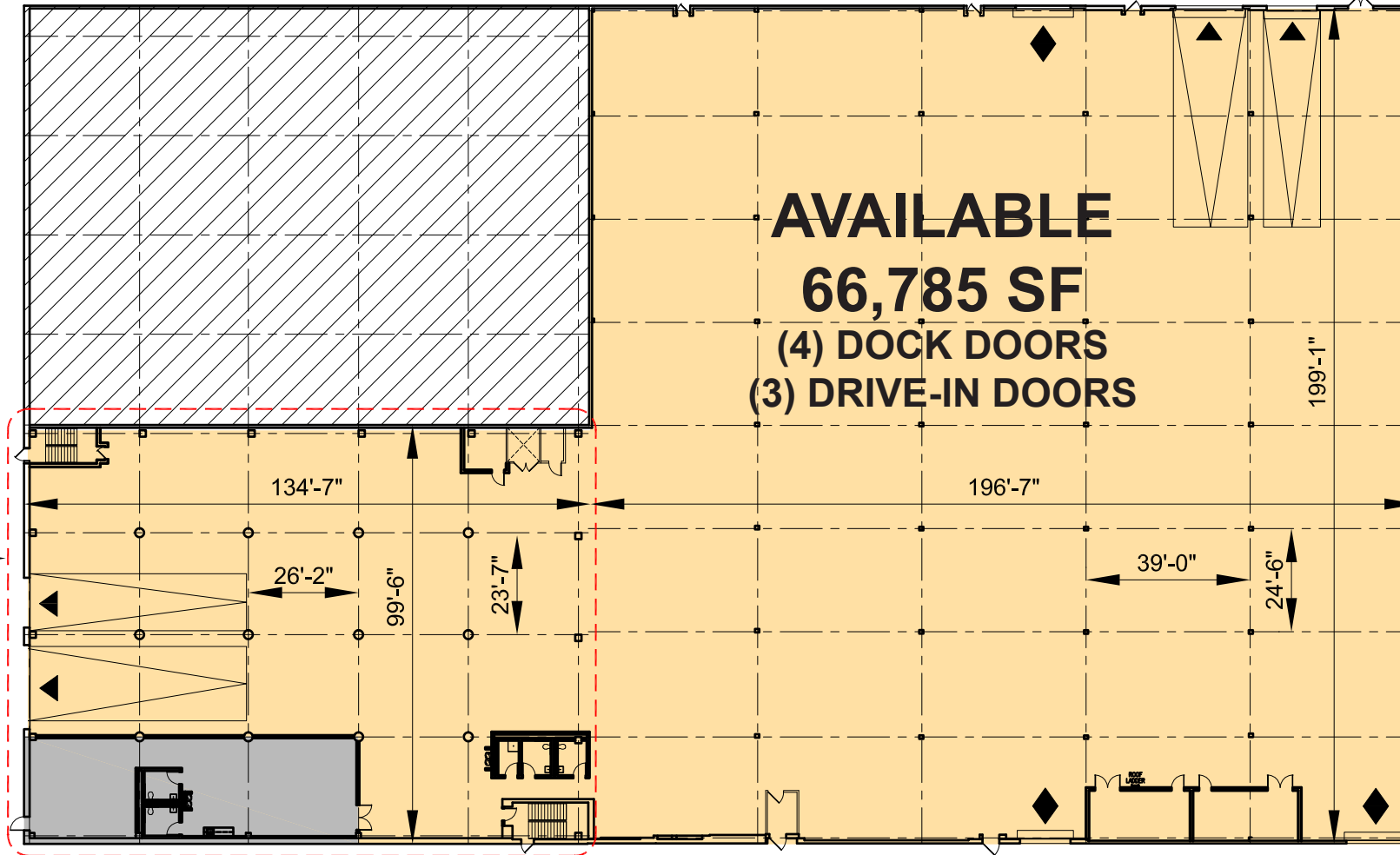
(2)
RECESSED
DOCK-HIGH
LOADING
DOORS

WATSON AVENUE

AVAILABLE
66,785 SF
(4) DOCK DOORS
(3) DRIVE-IN DOORS

2nd FLOOR
ABOVE

(2)
RECESSED
DOCK-HIGH
LOADING
DOORS



CLOSE AVENUE

PROLOGIS

1120 BRONX RIVER AVENUE
BRONX, NY 10472

TOTAL FOOTPRINT: 66,785 S.F.

OFFICE:	2,021 S.F.
2nd FLOOR:	13,170 S.F.
WAREHOUSE:	51,594 S.F.

PERCENTAGE OFFICE:	3.1%
DOCK-HIGH DOORS:	4
DRIVE-IN DOORS:	3
TYPICAL BAY:	26'-2" x 23'-7" 39'-0" x 24'-6"

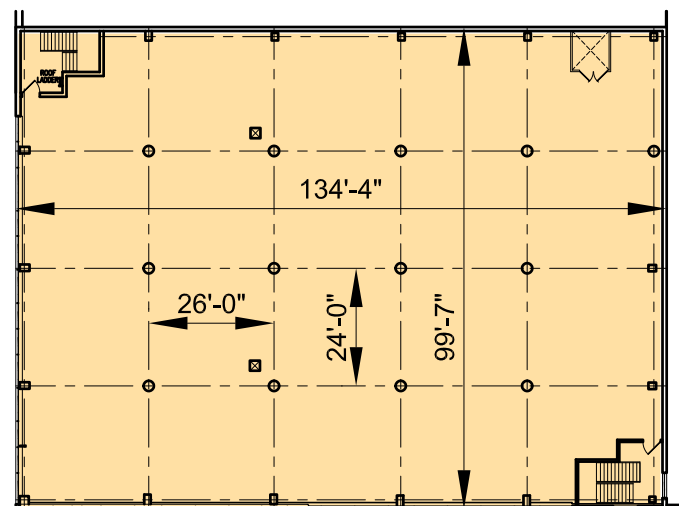


NORTH

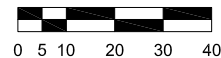
AVAILABLE

DOCK DOOR

DRIVE-IN DOOR



2nd FLOOR



The above information/drawing is for reference only and is subject to verification, and/or revision. No liability for omissions shall be assumed. Area calculations are approximate and subject to change without notice.