






**200 DOCKS CORNER ROAD
SOUTH BRUNSWICK, NEW JERSEY 08810**



TOTAL FOOTPRINT:	1,205,621 SF
PARKING:	388 STALLS
DOCK-HIGH DOORS:	136
DRIVE-IN DOORS:	8
TRAILER PARKING:	+/- 114
EXCESS TRAILER PARKING:	32



-  LEASED
 AVAILABLE
 BACKGROUND LAND
 DOCK DOOR
 DRIVE-IN DOOR

