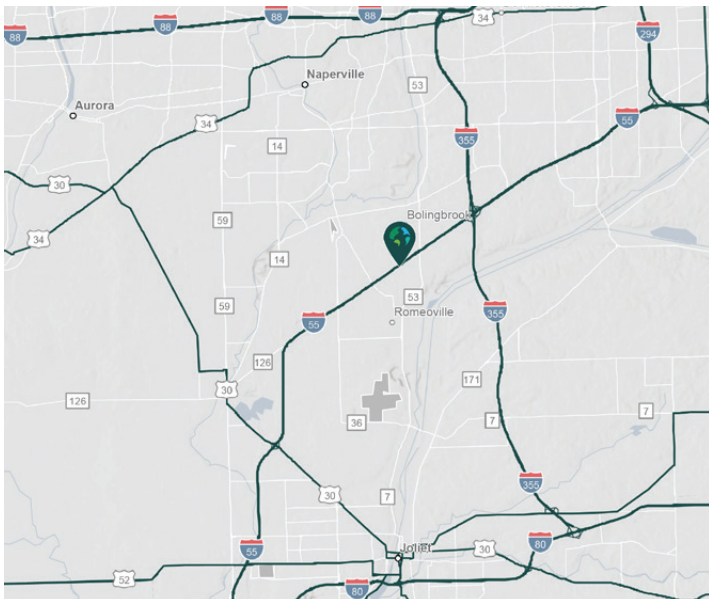


206,711 SF

700 Gateway Drive  
Bolingbrook, IL 60440

Prologis Bolingbrook



- I-55 visibility
- Immediate expressway access via 4-way interchange at I-55 and Rt. 53
- Secured truck court

## Property Features

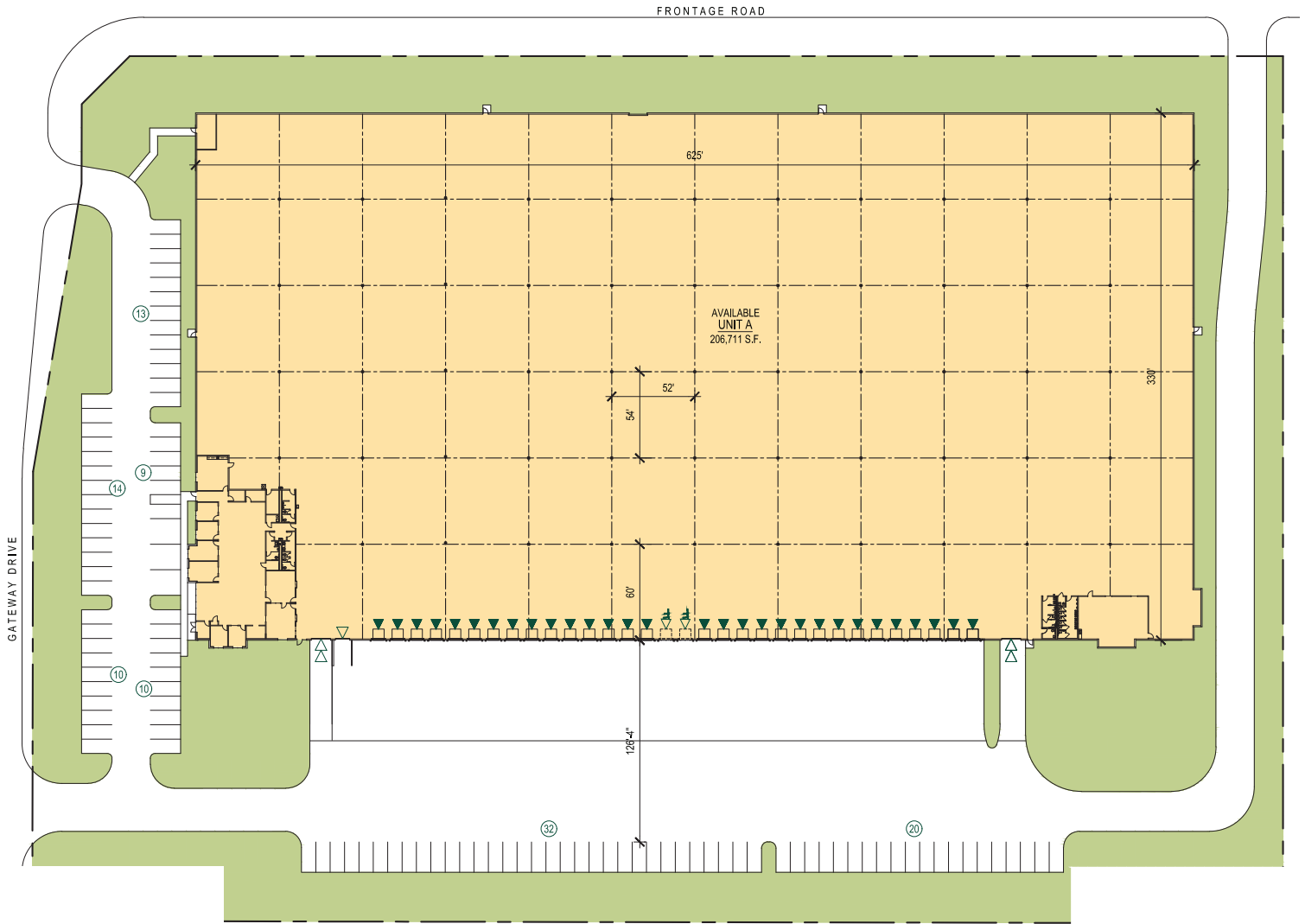
Available Space	206,711 SF
Office SF	6,628 SF
Site Size	9.6 acres
Clear Height	30'
Column Spacing	54' x 52' typical 60' x 52' loading bay
Dock Doors	31 exterior
Drive-in Doors	2
Car Parking Spaces	108 total car stalls
Potential Trailer Parking	9 stalls
Sprinkler	ESFR



Unlock the full potential of your warehouse with one strategic, single-source partner.



## Current Layout



COMMERCIAL REAL ESTATE SERVICES

### Lee & Associates of Illinois

**Jeff Galante, SIOR**

jgalante@lee-associates.com  
ph +1 773 355 3007  
9450 W. Bryn Mawr Avenue  
Suite 550  
Rosemont, IL 60018

**Terry Grapenthin**

tgrape@lee-associates.com  
ph +1 773 355 3042  
9450 W. Bryn Mawr Avenue  
Suite 550  
Rosemont, IL 60018

**Ryan Earley**

rearley@lee-associates.com  
ph +1 773 355 3020  
9450 W. Bryn Mawr Avenue  
Suite 550  
Rosemont, IL 60018

### Prologis

**Trevor Jeske**

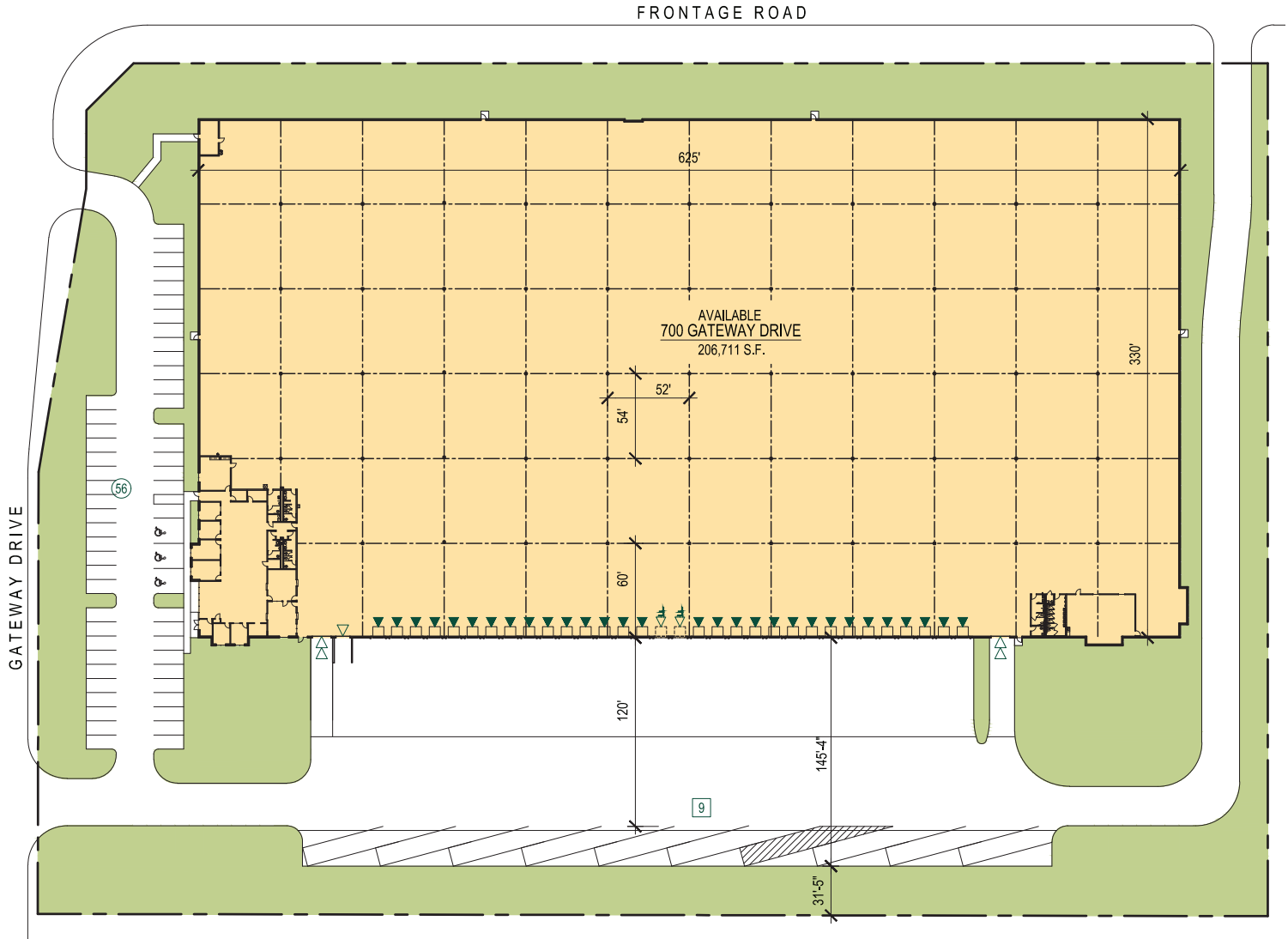
tjeske@prologis.com  
ph +1 248 212 9014  
6250 N. River Road  
Suite 1100  
Rosemont, IL 60018  
prologis.com



Unlock the full potential of your warehouse with one strategic, single-source partner.



## Potential Truck Court Parking



### Lee & Associates of Illinois

**Jeff Galante, SIOR**  
 jgalante@lee-associates.com  
 ph +1 773 355 3007  
 9450 W. Bryn Mawr Avenue  
 Suite 550  
 Rosemont, IL 60018

**Terry Grapenthin**  
 tgrape@lee-associates.com  
 ph +1 773 355 3042  
 9450 W. Bryn Mawr Avenue  
 Suite 550  
 Rosemont, IL 60018

**Ryan Earley**  
 rearley@lee-associates.com  
 ph +1 773 355 3020  
 9450 W. Bryn Mawr Avenue  
 Suite 550  
 Rosemont, IL 60018

### Prologis

**Trevor Jeske**  
 tjeske@prologis.com  
 ph +1 248 212 9014  
 6250 N. River Road  
 Suite 1100  
 Rosemont, IL 60018  
 prologis.com



Unlock the full potential of your warehouse with one strategic, single-source partner.



**Lee & Associates of Illinois**

**Jeff Galante, SIOR**  
 jgalante@lee-associates.com  
 ph +1 773 355 3007  
 9450 W. Bryn Mawr Avenue  
 Suite 550  
 Rosemont, IL 60018

**Terry Grapenthin**  
 tgrape@lee-associates.com  
 ph +1 773 355 3042  
 9450 W. Bryn Mawr Avenue  
 Suite 550  
 Rosemont, IL 60018

**Ryan Earley**  
 rearley@lee-associates.com  
 ph +1 773 355 3020  
 9450 W. Bryn Mawr Avenue  
 Suite 550  
 Rosemont, IL 60018

**Prologis**

**Trevor Jeske**  
 tjeske@prologis.com  
 ph +1 248 212 9014  
 6250 N. River Road  
 Suite 1100  
 Rosemont, IL 60018  
 prologis.com