

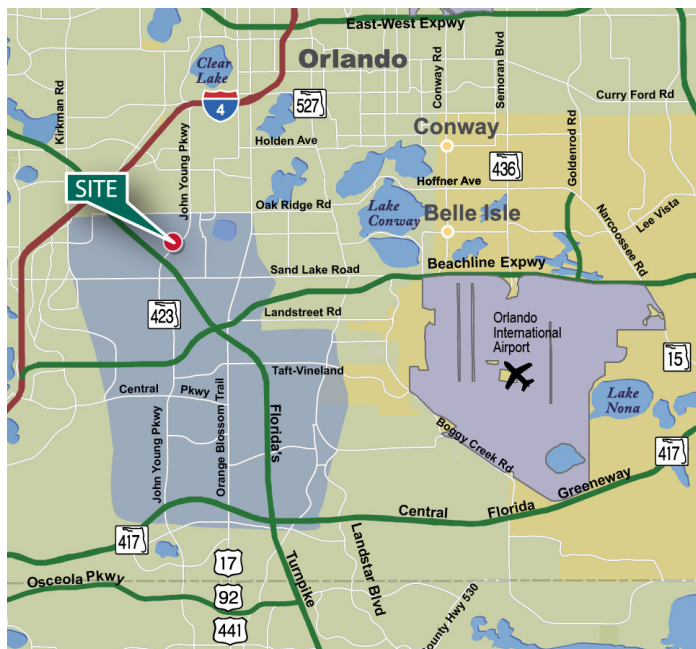
Up to 56,000 SF

Industrial Space For Lease



Prologis Orlando Central Park

7453-7481 Presidents Drive
Orlando, FL 32809 USA



LOCATION

- Immediate access to John Young Parkway, Orange Blossom Trail (US 441) and Sand Lake Road
- Easy access to the Beachline Expressway (SR 528), Florida's Turnpike and Interstate 4 (I-4)

FACILITY

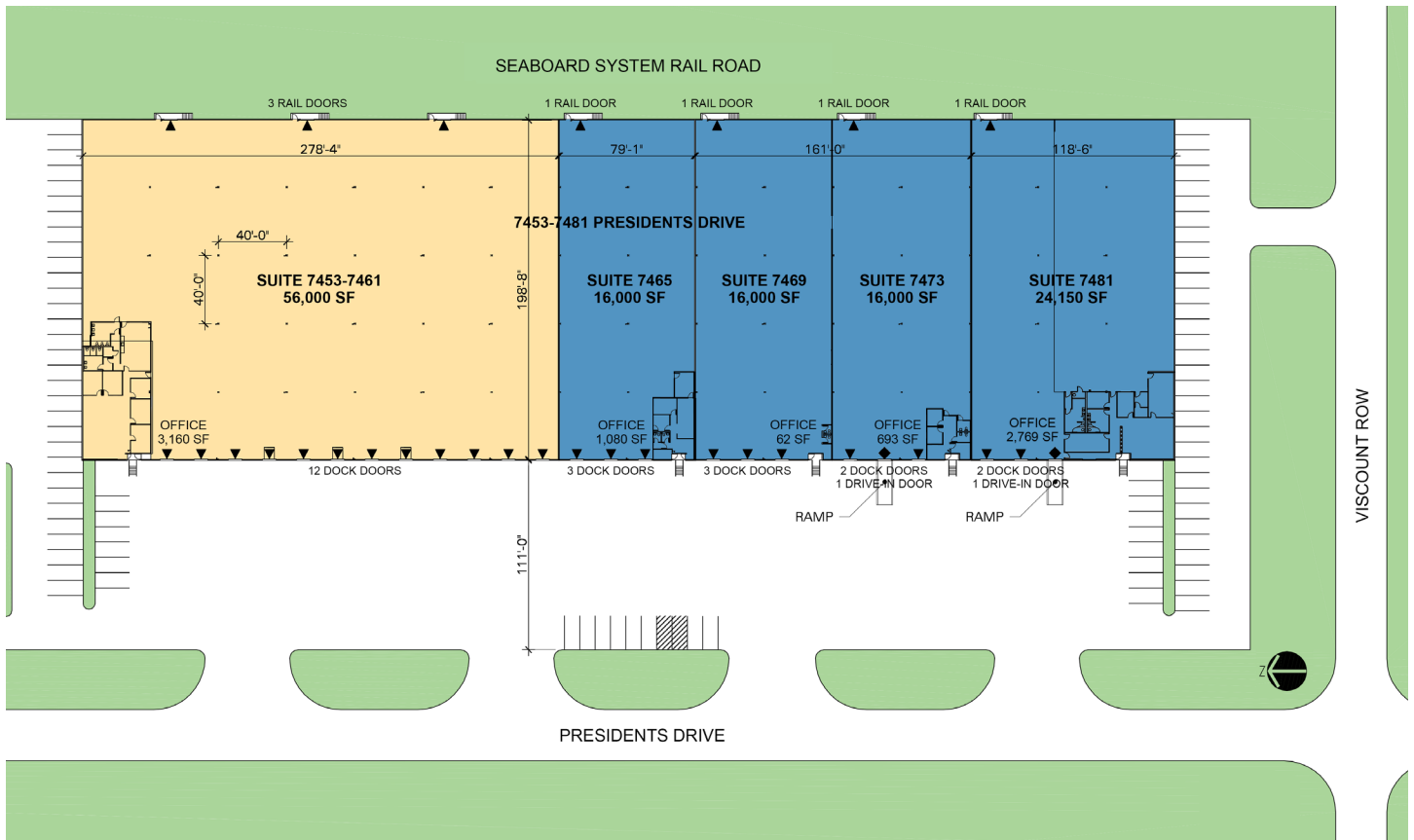
- 128,150 SF building
- Front loading
- 22' clear height
- 199' building depth
- 40' x 40' column spacing (typical)
- 111' truck court
- .64 / 1,000 SF parking

SUITE 7453-7461

- 56,000 SF available
- Can be subdivided to 32,181 SF & 23,819 SF (See attached suite plans)
- 3,160 SF of office
- 12 dock doors
- Three rail doors

Up to 56,000 SF

Industrial Space For Lease



- LEGEND**
- AVAILABLE
 - LEASED
 - DOCK DOOR
 - DRIVE-IN DOOR



Jones Lang LaSalle
Wilson McDowell, SIOR, CCIM
 Wilson.mcdowell@am.jll.com
 +1 407.930.1801 phone
 100 E. Pine Street, Suite 200
 Orlando, FL 32801 USA

Jones Lang LaSalle
Bobby Isola, SIOR, CCIM
 bobby.isola@am.jll.com
 +1 407.930.1804 phone
 100 E. Pine Street, Suite 200
 Orlando, FL 32801 USA

Jones Lang LaSalle
Kristin Bailey
 kristin.bailey@am.jll.com
 +1 407.930.7103 phone
 100 E. Pine Street, Suite 200
 Orlando, FL 32801 USA




Prologis Orlando Central Park
7453-7461 Presidents Drive
Orlando, FL 32809 USA

OFFICE: 3,160 SF
WAREHOUSE: 52,840 SF
TOTAL: 56,000 SF

DOCK DOORS: 12

RAIL DOORS: 3



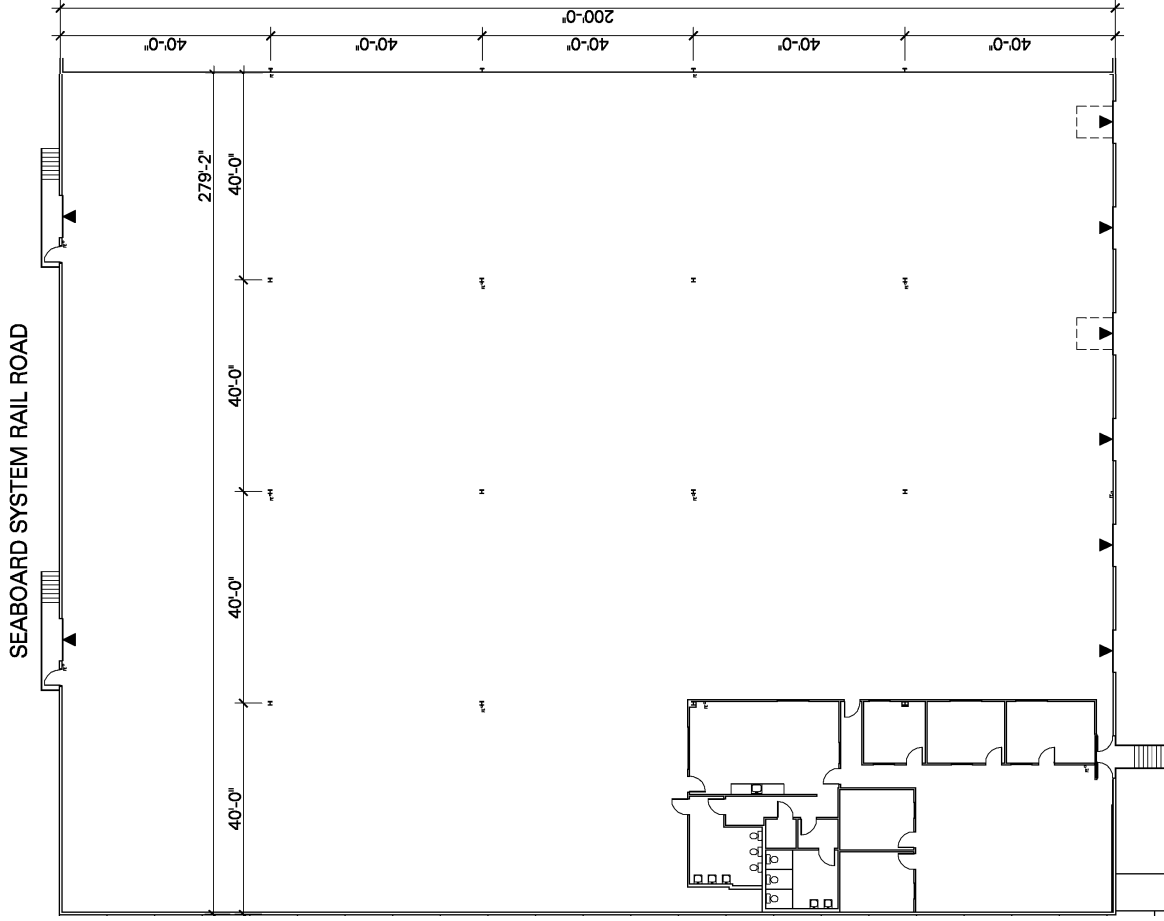


Prologis Orlando Central Park
7453 Presidents Drive
Orlando, FL 32809 USA

OFFICE: 3,160 SF
WAREHOUSE: 29,021 SF
TOTAL: 32,181 SF

DOCK DOORS: 6

RAIL DOORS: 2



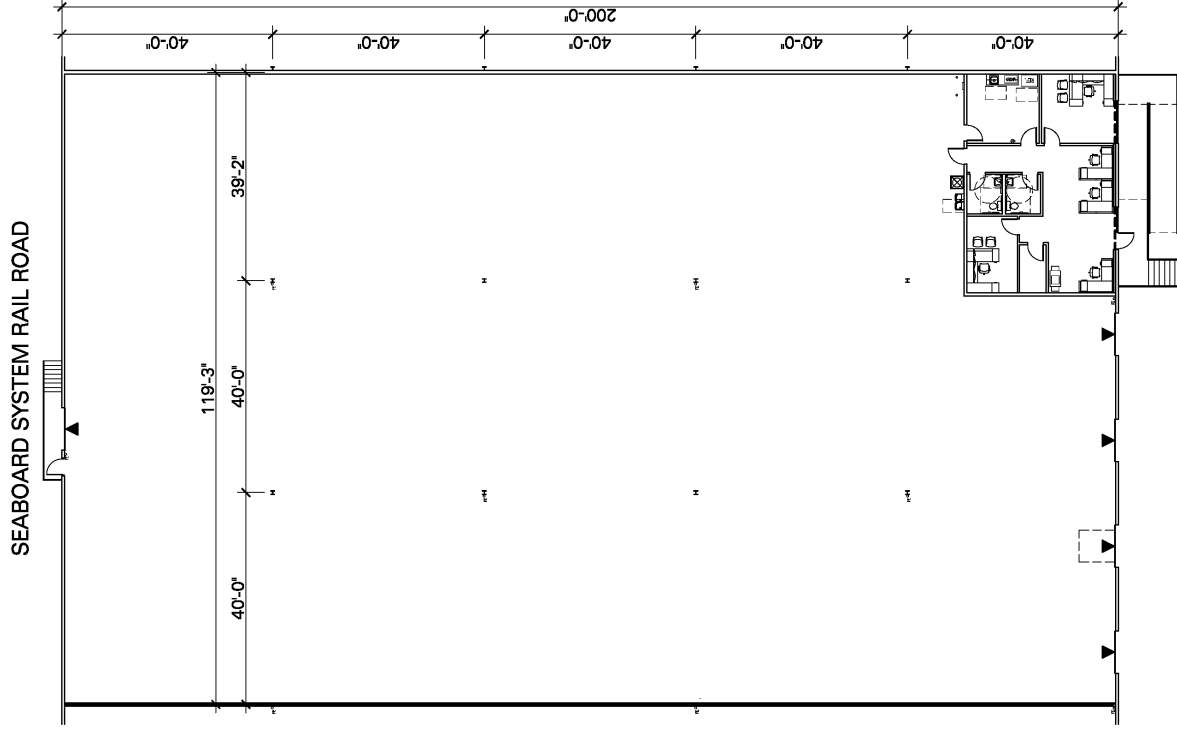


Prologis Orlando Central Park
7461 Presidents Drive
Orlando, FL 32809 USA

SPEC OFFICE: 1,209 SF
WAREHOUSE: 22,610 SF
TOTAL: 23,819 SF

DOCK DOORS: 4

RAIL DOOR: 1





Prologis Orlando Central Park
7461 Presidents Drive
Orlando, FL 32809 USA

SPEC OFFICE: 1,209 SF
WAREHOUSE: 22,610 SF
TOTAL: 23,819 SF

SPEC OFFICE PLAN

