

# 12,000 SF

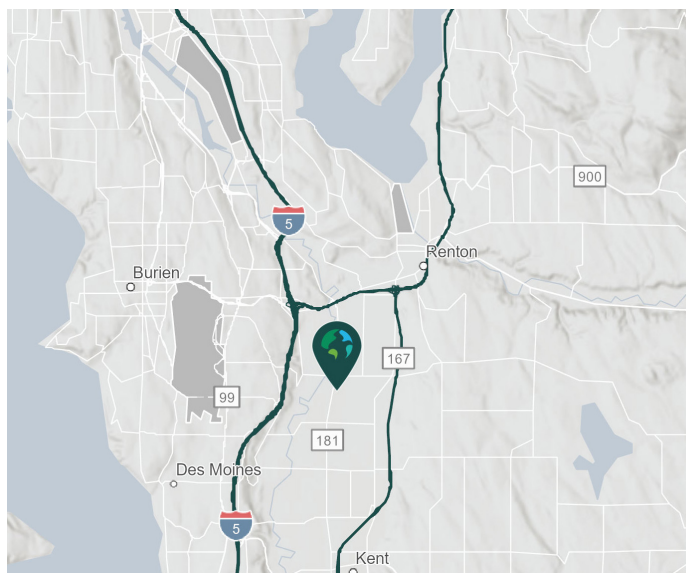
Industrial Space For Lease



## Prologis Park Kent 45



18421 – 72nd Avenue S  
Kent, WA 98032 USA



### LOCATION

- Located in Prologis Park Kent
- Located on a prominent North Kent Valley thoroughfare

### FACILITY

- 12,000 SF total
- 754 SF office
- 3 dock high doors
- 24' clear height
- Easy access to freeways and amenities
- Available now

### ADVANTAGES AND AMENITIES

- Access to the Prologis Essentials platform, which includes:

[Operations Essentials](#)

[Energy Essentials](#)

[Workforce Essentials](#)

[Mobility Essentials](#)

[Digital Essentials](#)

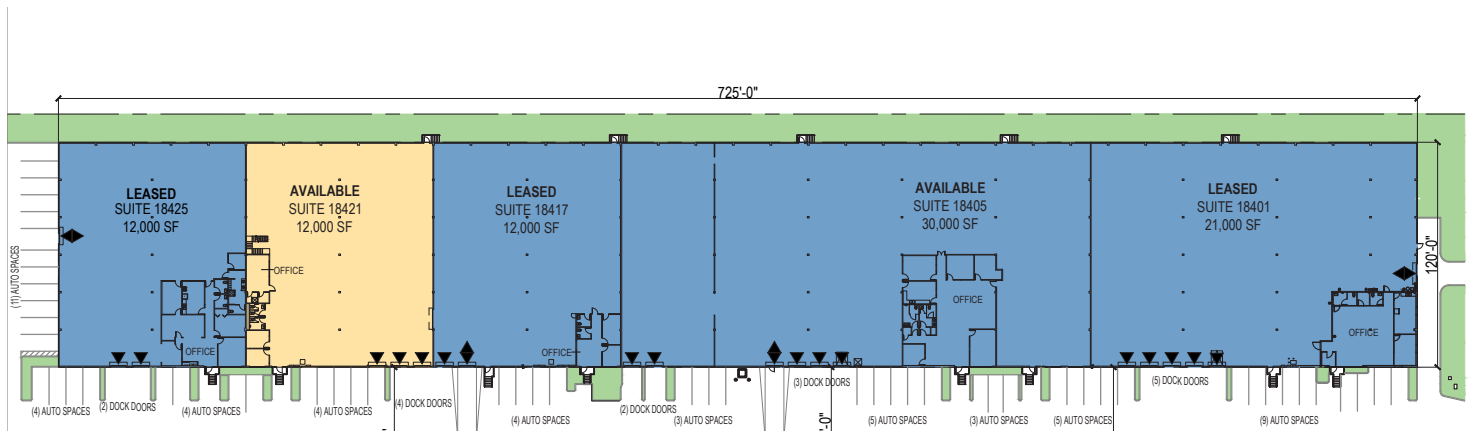
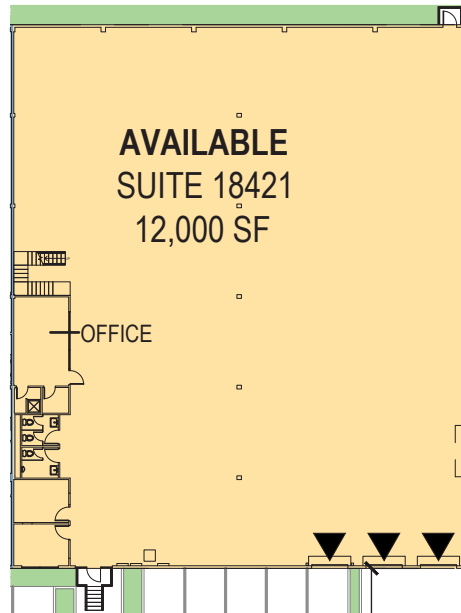
**Your single-source service for efficient move-in and operations: [prologisessentials.com](https://www.prologisessentials.com)**

# 12,000 SF

Industrial Space For Lease



## Prologis Park Kent 45



### NAI Puget Sound Properties

Arie Salomon, SIOR, CCIM  
asalomon@nai-psp.com  
ph +1 425.586.5636  
fax +1 425.455.9138  
10900 NE 8th St, Suite 1500  
Bellevue, WA 98004 USA

### NAI Puget Sound Properties

Jeff Forsberg, CCIM  
jforsberg@nai-psp.com  
ph +1 425.586.5610  
fax +1 425.455.9138  
10900 NE 8th St, Suite 1500  
Bellevue, WA 98004 USA

### NAI Puget Sound Properties

Connor Powell, SIOR, CCIM  
cpowell@nai-psp.com  
ph +1 425.586.5642  
fax +1 425.455.9138  
10900 NE 8th St, Suite 1500  
Bellevue, WA 98004 USA

### Prologis

Luca Merlino  
lmerlino@prologis.com  
ph +1 206.414.7621  
fax +1 206.424.7601  
5900 Airport Way S, Suite 300  
Seattle, WA 98108 USA