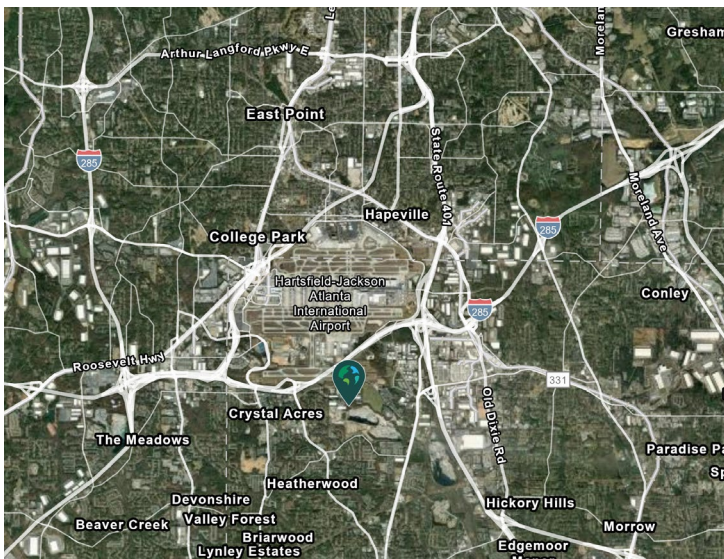


13,272 SF

5169 Southridge Parkway, Suite 120 Atlanta, Georgia 30349

Prologis Southridge



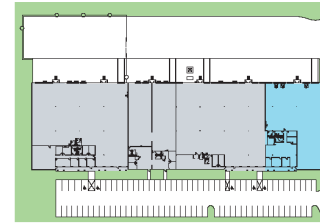
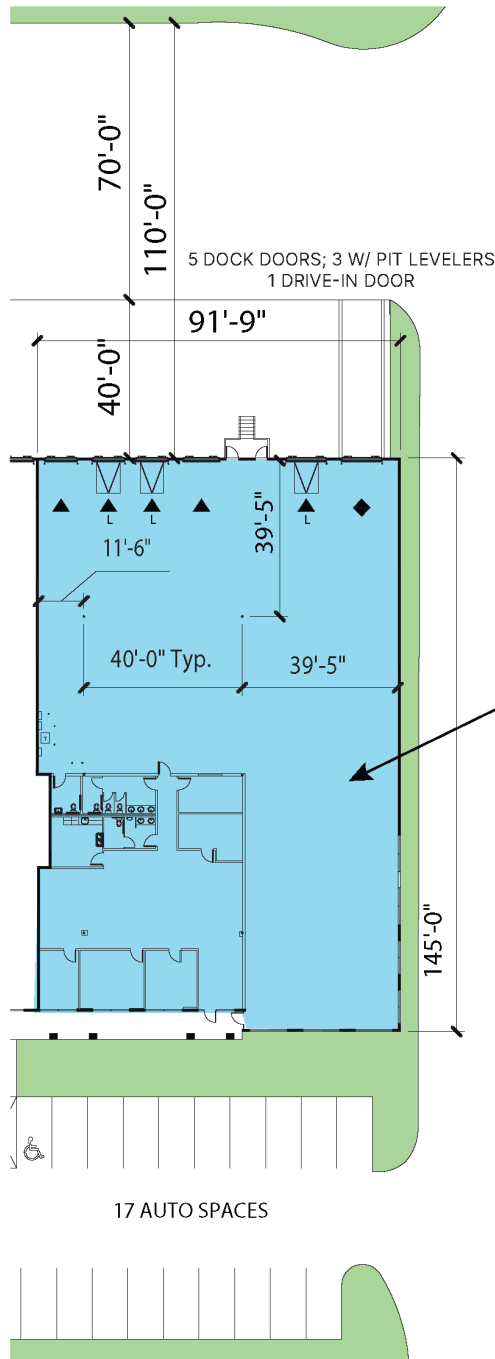
- Immediate access to Hartsfield-Jackson International Airport
- Convenient access to I-285 (1.3 mi.), I-85 (2.8 mi.) and I-75 (2.9 mi.)
- Connectivity to public transportation
- Clayton County Tier 1 Tax Incentives

Property Features

Total Building	69,600 SF
Available Space	13,272 SF
Office SF	3,067 SF
Clear Height	20' minimum
Column Spacing	40' x 40' typical
Dock Doors	Five (5) – three (3) w/ pit levelers
Drive-in Doors	One (1)
Car Parking Spaces	Seventeen (17)
Electrical Service	277/480V, 200A
Lighting	LED office and warehouse



Unlock the full potential of your warehouse with one strategic, single-source partner.



KEY PLAN

SUITE 120
13,272 SF AVAILABLE
10,205 SF WAREHOUSE
3,067 SF OFFICE

LEGEND:

- ▼ DOCK DOOR
- ⬇ DOCK DOOR W/LEVELER
- ◆ DRIVE-IN DOOR
- ⬇ ON-GRADE DOOR
- ▨ EDGE OF DOCK LEVELER
- ▭ PIT LEVELER
- LAND
- WATER
- LEASED AREA
- VACANT AREA



Reliant Alex McArthur
amcarthur@reliant-re.com
ph +1 404 760 7420

Reliant Mike Weinberger
mweinberger@reliant-re.com
ph +1 404 760 7183

Reliant Drew Venable
dvenable@reliant-re.com
ph +1 404 760 7186

Prologis Sarah Stafford
sstafford@prologis.com
ph +1 404 760 7214