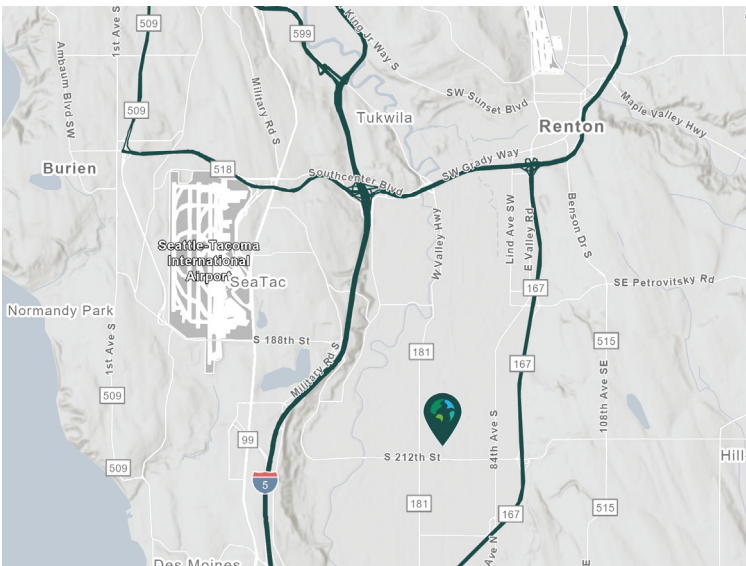


50,016 SF

**21108 72nd Avenue South
Kent, WA 98032**

Prologis Kent 16



- Located in the heart of the Kent Valley with proximity to Seattle, Bellevue and Tacoma.
- Convenient access to the Port of Tacoma, Port of Seattle and SeaTac Airport.

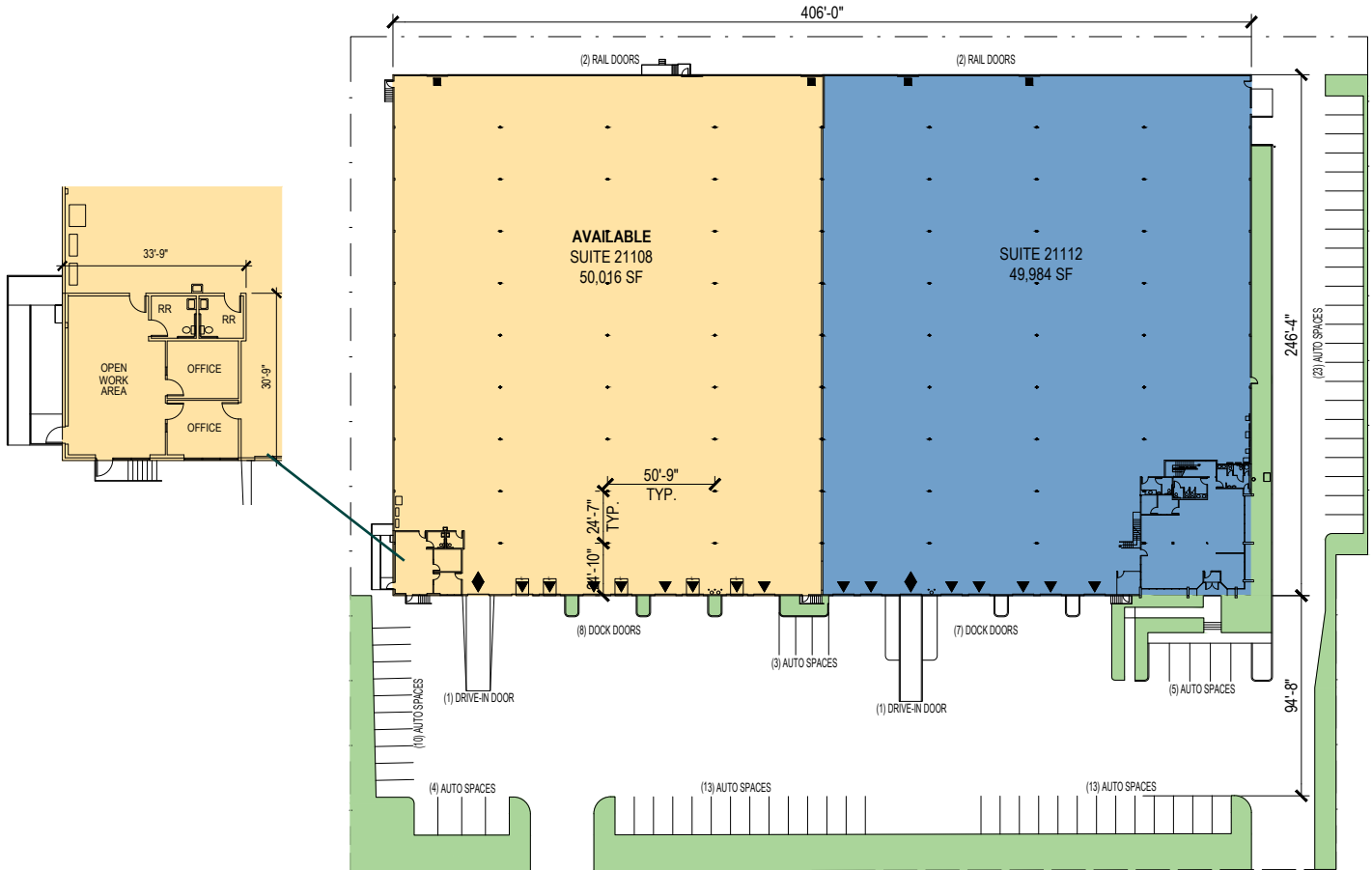
Property Features

Available Space	50,016 SF
Office SF	1,023 SF*
Clear Height	26'
Column Spacing	±50'-9" X 24'-7"
Dock Doors	8
Drive-in Doors	1
Electrical Service	277/480v amps
Sprinkler	Fully Sprinklered
Lighting	LED Motion Sensor
Available	Now

*Ability to expand office to 2,462 SF - permits in hand



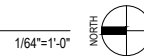
Unlock the full potential of your warehouse with one strategic, single-source partner.



LEGEND:

- ▼ DOCK DOOR
L = LEVELER
- ◆ DRIVE-IN DOOR
- RAIL DOOR
- AVAILABLE AREA
- LEASED AREA
- LAND

OVERALL PLAN



CBRE, Inc
Andrew Stark
 andrew.stark@cbre.com
 ph +1 206 442 2746

CBRE, Inc
Zac Snedeker
 zac.snedeker@cbre.com
 ph +1 206 442 2709

Prologis
Lucca Merlino
 lmerlino@prologis.com
 ph +1 206 414 7621
 prologis.com