

STEELES AVENUE EAST

BRAMALEA ROAD

MELANIE DRIVE

EXPRESS TOLL ROUTE (TOLL ROAD) HWY 407

**BUILDING 1
PLANNED
581,678 SF**

**BUILDING 2
PLANNED
791,782 SF**

**IND CONDO 3
PLANNED
±114,782 SF**

±355 CAR PARKING

±100 CAR PARKING

±20 CAR PARKING

±40 CAR PARKING

±90 CAR PARKING

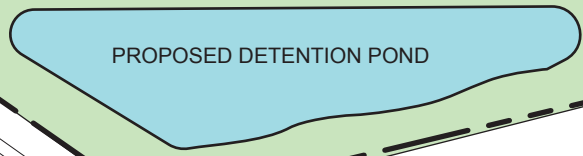
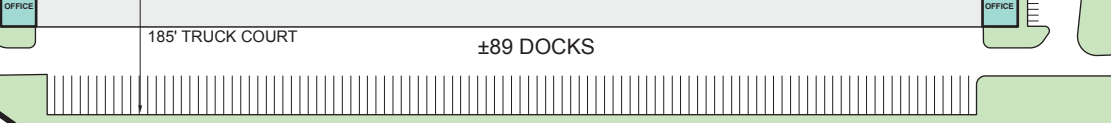
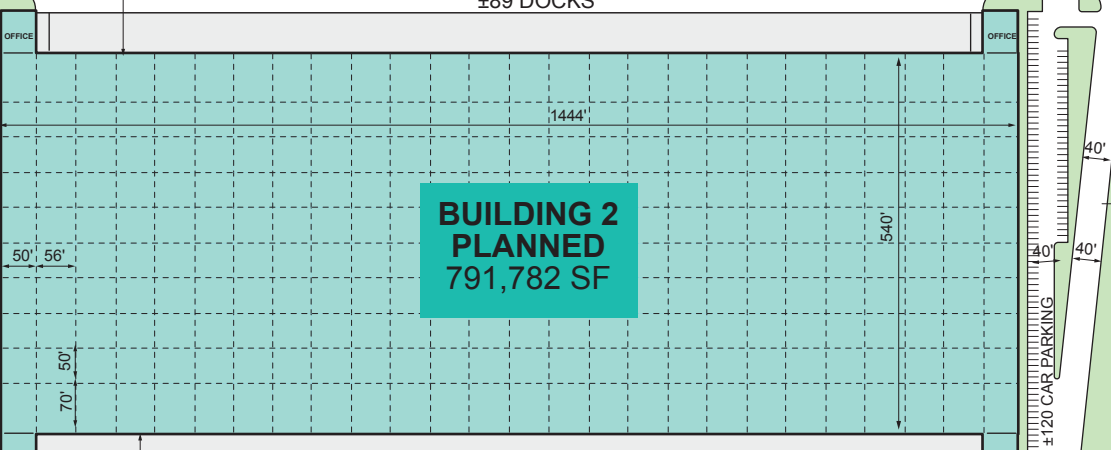
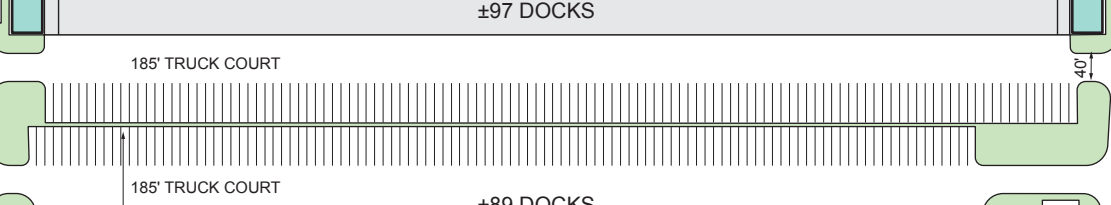
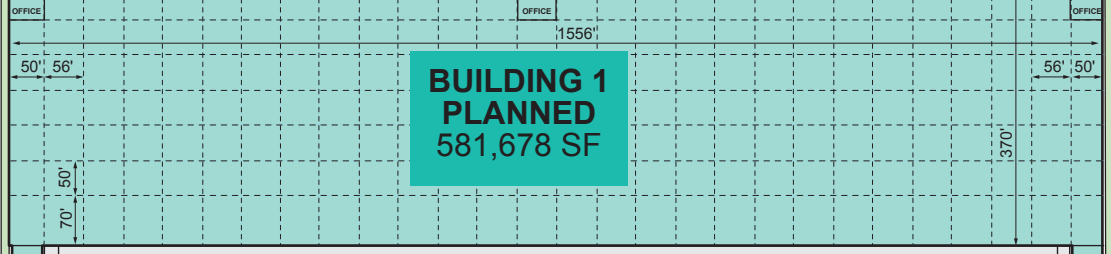
130'
100'

±525 CAR PARKING

40'

±120 CAR PARKING

±132 TRAILER PARKING



- PLANNED
- LAND
- WATER
- CONCRETE APRON
- PROPERTY BOUNDARY