

HIGHWAY 401



- PLANNED
- LEASED
- LAND
- CONCRETE APRON
- EV PARKING
- PROPERTY BOUNDARY
- DOCK DOOR
- DRIVE-IN DOOR

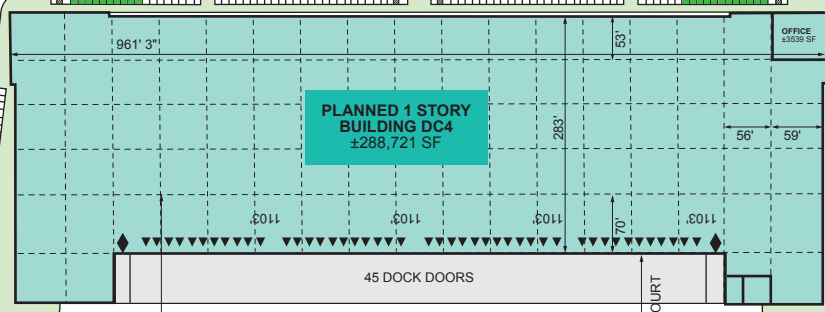
EXISTING AGRICULTURAL LAND

EXISTING PARKWAY BELT

29 CAR PARKING

71 TRUCK PARKING

278 CAR PARKING

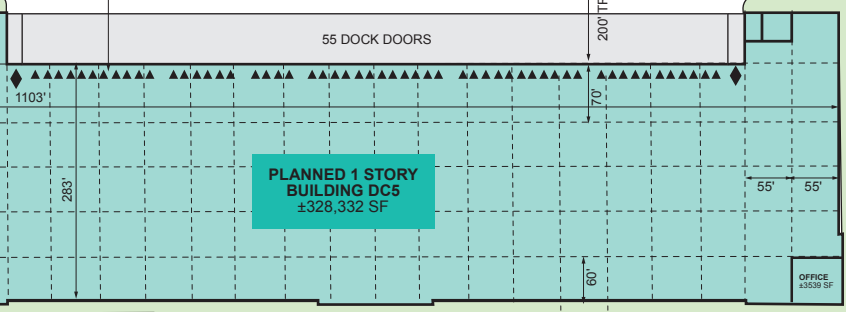


PLANNED 1 STORY BUILDING DC4 ±288,721 SF

45 DOCK DOORS

200' TRUCK COURT

OFFICE ±3539 SF



PLANNED 1 STORY BUILDING DC5 ±328,332 SF

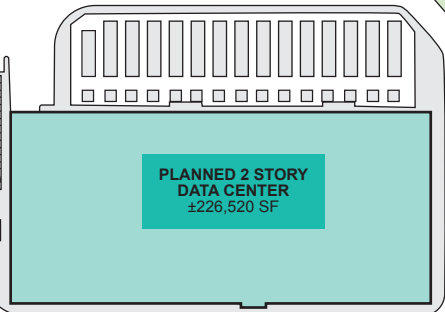
55 DOCK DOORS

200' TRUCK COURT

OFFICE ±3539 SF

218 CAR PARKING

40 CAR PARKING



PLANNED 2 STORY DATA CENTER ±226,520 SF

TENTH LINE WEST

EXISTING EMPLOYMENT USE

LEASED BUILDING DC1

LEASED BUILDING DC2